

# Gasoline Spin-On Series Overview

Applies to all models.




Specifications	120R-RAC-01	120R-RAC-02	320R-RAC-01	320R-RAC-02
<b>Application:</b> Inboard Outboard	No Yes	Yes Yes	No Yes	Yes Yes
<b>Max. Flow Rate</b>	30 GPH (114 LPH)	30 GPH (114 LPH)	60 GPH (227 LPH)	60 GPH (227 LPH)
<b>Center Threads</b>	M18 x 1.5	M18 x 1.5	1"-14	1"-14
<b>Port Size</b>	¼"-18 NPTF	¼"-18 NPTF	¼"-18 NPTF	¼"-18 NPTF
<b>Number of Ports:</b> Inlets Outlets	2 2	2 2	2 1	2 1
<b>Height</b>	6.5 in. (16.5 cm)	6.0 in. (15.2 cm)	9.3 in. (23.6 cm)	9.0 in. (22.8 cm)
<b>Width</b>	3.2 in. (8.1 cm)	3.2 in. (8.1 cm)	4.0 in. (10.2 cm)	4.0 in. (10.2 cm)
<b>Depth</b>	3.2 in. (8.1 cm)	3.2 in. (8.1 cm)	4.0 in. (10.2cm)	4.0 in. (10.2cm)
<b>Weight (dry)</b>	1.1 lb (0.5 kg)	1.1 lb (0.5 kg)	2.0 lb (0.90 kg)	2.0 lb (0.90 kg)
<b>Clean Pressure Drop</b>	0.15 PSI (1.03 kPa)	0.15 PSI (1.03 kPa)	0.61 PSI (4.23 kPa)	0.61 PSI (4.23 kPa)
<b>Max. Pressure</b>	7 PSI (0.5 bar)	7 PSI (0.5 bar)	7 PSI (0.5 bar)	7 PSI (0.5 bar)
<b>Underbowl Clearance</b>	1.0 in. (2.5 cm)	1.0 in. (2.5 cm)	1.0 in. (2.5 cm)	1.0 in. (2.5 cm)
<b>H<sub>2</sub>O Removal Efficiency</b>	99%	99%	99%	99%
<b>Ambient Fuel Temperature</b>	-40° to +250°F (-40° to +121°C)			
<b>Max. Fuel Temperature</b>	190°F (32°C)			

## How to Order

(The example below illustrates how a part number is constructed).

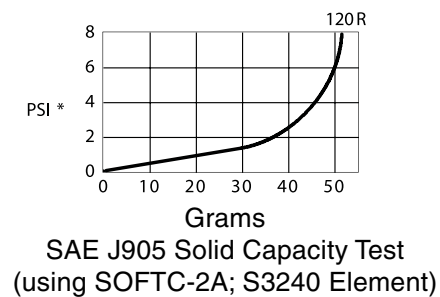
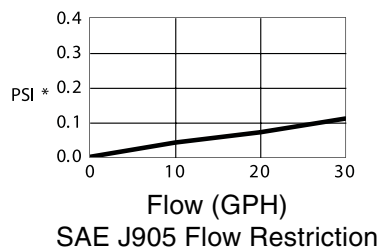
120R-RAC	-01
Basic Model Number	-01 (for clear bowl) -02 (for metal bowl)

## Mounting Information



## Test Data

(Test results are from controlled laboratory testing. Field results may vary.)



PSI x 2.036 = inHg. (PSI x 6.895 = kPa)