

GEMO GmbH
Auf dem Baggersand 5
Germany 23570 Travemünde
Phone 0049-4502-2466
Fax 0049-4502-2425
mail: gemo_gmbh@t-online.de
www.gemo-online@de

Parts Catalog

MDKAV
MDKAW
MDKAZ

MODEL IDENTIFICATION

To avoid errors or delay in filling your parts order, always give the MODEL, SPEC NO. and SERIAL NO. from the Onan nameplate.

For handy reference, insert your nameplate information in the spaces below.

MODEL AND SPEC NO.

SERIAL NO.

DIGITAL CONTROL SOFTWARE VERSION
AND DATE (IF APPLICABLE)

SAFETY PRECAUTIONS

The following symbols are used in Onan manuals to alert users to the potentially dangerous conditions relating to maintenance of equipment and replacement of parts. Please read and observe.



This symbol warns of immediate hazards which will result in severe personal injury or death.



This symbol refers to a hazard or unsafe practice which can result in severe personal injury or death.



This symbol refers to a hazard or unsafe practice which can result in severe personal injury or product or property damage.

PRODUCT SAFETY PRECAUTIONS



Service and repair of Onan equipment must be performed by trained, experienced personnel only. Improper service or repair may result in property damage, severe personal injury or death. Do not use this catalog as a guide to servicing your equipment. Read and follow the IMPORTANT SAFETY INSTRUCTIONS in the Service Manual appropriate for the equipment you are working on.



Contact with USED ENGINE OILS has been identified by a United States federal agency and some USA state agencies as causing CANCER or REPRODUCTIVE TOXICITY. When checking or changing engine oils take all necessary precautions not to ingest, breathe the fumes or contact the used oil.



Contact with ASBESTOS has been identified by a United States federal agency and some USA state agencies as causing CANCER or REPRODUCTIVE TOXICITY. When handling engine gaskets take all necessary precautions not to ingest, breathe or contact the dust from the gaskets! Use adequate ventilation and wear protective gloves, masks and clothing!



Contact with BENZINE and LEAD, found in gasoline, fuel additives and solvents has been identified by a United States federal agency and some USA state agencies as causing CANCER or REPRODUCTIVE TOXICITY. When checking, draining or adding gasoline and fuel additives or using solvents take all necessary precautions not to ingest, breathe the fumes or contact the liquids. Use adequate ventilation and wear protective gloves, masks and protective clothing!

Introduction

This catalog applies to the standard marine generator sets listed below. Parts are arranged in groups of related items and each illustrated part is identified by a reference number corresponding to the same reference number in the parts list. Parts illustrations are typical. Unless otherwise mentioned in the description or page heading, parts are interchangeable between models. Throughout this catalog left and right sides are determined by facing the engine end (front) of the set.

<u>MODEL</u>	<u>HERTZ</u>
MDKAV/*	50/60
MDKAW/*	50/60
MDKAZ/*	50/60

* – The diagonal line (/) in the model and specification number separates generator set characteristics from the specification number and letter. The specification number denotes customer requested options or deviations from the standard model. The specification letter advances (A to B, B to C, etc.) with major manufacturing changes.

Index

Actuator, Governor, **42**
Adapter, Metric NPT, **38**
Adapter, Oil Drain, **49**
Adapter, Pipe, **38**
Alternator (12V), **35**
Alternator (24V), **36**
Arm, Rocker, **26 , 27**
Armature, Starter (12V), **12**
Armature, Starter (24V), **13**
Assy Panel, Blank, **68**
Assy Panel, Engine, **68**
Assy, Lever Governor, **17**
Assy, PCB Control, **65**
Assy, Water Separator Drain, **41**

Baffle, Generator, **59**
Ball, Crankshaft, **8**
Ball, Pressure Valve, **33**
Base, Fuel Filter Aluminum, **38**
Base, Mounting, **55**
Bearing, Alternator (24V), **37**
Bearing, Connecting Rod, **10**
Bearing, Crankshaft, **8**
Bearing, Fork Lever, **18**
Bearing, Fuel Camshaft, **15**
Bearing, Generator Rotor Ball, **63**
Bearing, Governor Miniature, **18**
Bearing, Governor Weight, **15**
Bearing, Raw Water Pump, **46**
Bearing, Starter Ball (24V), **13**
Bearing, Starter Oilless (12V), **12**
Bearing, Water Pump, **34**
Belt, Fan, **35 , 36**
Block, Cylinder, **7**
Body, Raw Water Pump, **46**
Box, Control , **66**
Bracket, Belt Guard Bottom, **56**
Bracket, Belt Guard Side, **56**
Bracket, Belt Guard Top, **56**
Bracket, Fuel Pump, **38**
Bracket, Heat Exchanger, **43**
Bracket, Isolated Ground, **54**
Bracket, Lifting, **22**
Bracket, Oil Drain, **49**
Bracket, Remote Separator Mounting, **40**
Bracket, Resistor (24V)), **38**
Bracket, Rocker Arm, **26 , 27**
Breaker, Circuit, **67**
Breaker, Circuit (15 Amp), **69**
Breaker, Circuit (50 Amp), **69**
Brush, Alternator (24V), **37**
Brush, Starter Yoke (24V), **13**
Bush, Governor Gear, **7**
Bushing, Connecting Rod, **10**
Bushing, Idle Gear, **9**
Bushing, Reducer, **38**

Cam, Fuel, **15**

Camshaft, **9**
Camshaft, Fuel, **15**
Cap, Coolant Tank , **48**
Cap, Cylinder Block Sealing, **7**
Cap, Cylinder Head Sealing, **22**
Cap, Injection Pump Eye Joint, **19**
Cap, Oil Drain Hose Pipe, **49**
Cap, Radiator, **53**
Cap, Stop Lever, **17**
Cap, Valve, **26 , 27**
Case, Main Bearing, **14**
Catch, Door, **62**
Circlip, Governor External, **18**
Circlip, Governor Shaft, **15**
Circlip, Idle Gear, **9**
Circlip, Piston Pin, **10**
Circlip, Rocker Arm External, **26**
Clamp, Hose, **31 , 32 , 45**
Clamp, Injection Pipe, **23**
Clip, Hose, **38**
Clutch, Starter (12V), **12**
Clutch, Starter (24V), **13**
Cock, Cylinder Block Drain, **7**
Collar, Crankshaft, **8**
Collar, Eye Joint, **19**
Collar, Governor, **18**
Collar, Governor Shaft, **15**
Collar, Idle Gear, **9**
Collar, Starter (12V), **12**
Collet, Valve Spring, **26 , 27**
Comp. Valve, Breather, **31 , 32**
Components, Alternator (24V), **37**
Components, Captive Water Pump, **34**
Components, Control Panel, **68**
Components, Control Panel (Breaker Switch), **69**
Components, Gauge Panel, **70**
Components, Injection Pump, **20**
Components, Nozzle Holder, **24**
Components, Raw Water Pump, **46**
Components, Remote Water Separator, **41**
Components, Starter, **12**
Components, Starter (12V), **12**
Components, Starter (24V), **13**
Connector, Barbed Hose (1/4–18 x 3/8”), **38**
Connector, Barbed Hose (1/4–18 x 5/16”), **38**
Connector, Female Bulkhead, **38**
Connector, Fuel System Male, **38**
Connector, Inverted Male, **38**
Control, Box, **67**
Cord, Glow Plug, **23**
Cover, **19**
Cover, Access, **60**
Cover, Alternator Bearing (24V), **37**
Cover, Bearing Case, **14**
Cover, Breather, **31 , 32**
Cover, Control Box, **67**
Cover, Cylinder Head, **30 , 31 , 32**

Index

- Cover, Endbell, **63**
- Cover, Flywheel Housing, **11**
- Cover, Fork Lever Shaft, **18**
- Cover, Gearcase Oil Fill, **33**
- Cover, Head Cover Oil Fill, **30**
- Cover, Heat Exchanger End, **43**
- Cover, Oil Filter Hole, **33**
- Cover, Oil Pump, **33**
- Cover, Rear, **57**
- Cover, Thermostat, **29**
- Crankshaft, **8**

- Disk, Generator Rotor Drive, **63**
- Door, Sound Shield, **61**

- Edging, Heat Exchanger Bracket, **43**
- Elbow, Exhaust , **53**
- Elbow, Exhaust (Dry Exhaust), **53**
- Elbow, Inverted Male, **38**
- Elbow, Male, **38**
- Elbow, Molded Exhaust, **53**
- Elbow, Oil System, **49**
- Elbow, Pipe, **38**
- Elbow, Street, **40**
- Element, Breather, **30**
- Element, Fuel Filter, **38**
- Element, Remote Water Separator, **41**
- Endbell, **63**
- Engine, Replacement, **7**
- Exchanger, Heat, **43**
- Extension, Mounting Base, **55**

- Fan, Generator, **63**
- Filter, Fuel, **38 , 79**
- Filter, Oil, **33 , 79**
- Fitting, Oil Filter Connector, **33**
- Flange, Injection Pump Sleeve, **21**
- Flange, Water, **29**
- Flange, Water Pump, **34**
- Flywheel, **11**

- Gasket, **31 , 32**
- Gasket, Bearing Case, **14**
- Gasket, Bearing Case Cover, **14**
- Gasket, Cap Nut, **30**
- Gasket, Cylinder Block Plug, **7**
- Gasket, Cylinder Head, **22**
- Gasket, Cylinder Head Cover, **30 , 31 , 32**
- Gasket, Delivery Valve, **21**
- Gasket, Exhaust, **53**
- Gasket, Exhaust Manifold, **53**
- Gasket, Eye Joint, **19**
- Gasket, Fork Lever Shaft Cover, **18**
- Gasket, Gearcase, **33**
- Gasket, Heat Exchanger End Cover, **43**
- Gasket, Hole Cover, **19**
- Gasket, Injection Pump, **21**
- Gasket, Intake Manifold, **51**

- Gasket, Nozzle Holder, **23**
- Gasket, Oil Drain, **49**
- Gasket, Oil Pan, **50**
- Gasket, Overflow Pipe, **23**
- Gasket, Solenoid Cover, **42**
- Gasket, Speed Control Plate, **16**
- Gasket, Stop Lever, **17**
- Gasket, Thermostat, **29**
- Gasket, Water Flange, **29**
- Gasket, Water Pump, **34 , 45**
- Gauge, Oil Pressure, **75**
- Gauge, Water Temperature, **75**
- Gear, Cam, **9**
- Gear, Crankshaft, **8**
- Gear, Governor, **15**
- Gear, Idle, **9**
- Gear, Injection Pump, **15**
- Gear, Oil Pump Drive, **8**
- Gear, Ring, **11**
- Gear, Starter (12V), **12**
- Gear, Starter Pinion (24V), **13**
- Gearcase, **33**
- Generator, **63**
- Governor, **18**
- Grommet, **53**
- Grommet, Remote, **67**
- Grommet, Rubber, **57**
- Grommet, Stator Housing, **63**
- Ground, Isolation, **54**
- Guard, Belt, **56**
- Guard, Starter, **11**
- Guide, Control Box Card, **67**
- Guide, Valve, **22**

- Hanger, Coolant Tank, **48**
- Harness, Battery, **58**
- Harness, Control, **68 , 71**
- Harness, Control , **71**
- Harness, Gauge Panel, **70**
- Harness, Ground, **54**
- Harness, Isolated Ground, **54**
- Harness, Junction, **77**
- Harness, Pigtail, **77**
- Harness, Pigtail (12"), **77**
- Harness, Remote Extension, **77**
- Harness, Remote Panel, **72 , 73 , 74 , 75**
- Harnesses, **76 , 77**
- Head Assy, Water Separator Replacement, **41**
- Head, Cylinder, **22**
- Heat Exchanger, **43**
- Holder Assy, Brush (24V), **13**
- Holder, Alternator Brush (24V), **37**
- Holder, Delivery Valve, **21**
- Holder, Governor Gear, **15**
- Holder, Nozzle, **23 , 25**
- Holder, Starter (12V), **12**
- Hose, Air Intake, **51**

Index

- Hose, Breather, **30**
- Hose, Coolant, **45 , 53**
- Hose, Coolant , **45**
- Hose, Coolant Tank, **48**
- Hose, Exhaust, **53**
- Hose, Exhaust (Wet), **53**
- Hose, Oil Drain, **49**
- Hose, Coolant, **45**
- Housing, Bracket, **55**
- Housing, Flywheel, **11**
- Housing, Generator Sound Shield, **57**
- Housing, Raw Water Pump, **46**

- Impeller, Captive Water Pump, **34**
- Impeller, Raw Water Pump, **46**
- Indicator, Oil Level, **7**
- Insulation, Door, **61**
- Insulation, Duct, **62**
- Insulation, Generator, Housing, **58**
- Insulation, Housing, **57**
- Insulation, Housing (Rear Cover), **57**
- Insulation, Housing (Top), **57**
- Insulation, Roof, **60**
- Insulator, Terminal (Black), **58**
- Insulator, Terminal (Red), **58**
- Isolator, Generator/Engine Vibration, **55**
- Isolator, Vibration, **57**

- Joint, Breather Pipe, **30**
- Joint, Eye, **19**

- Key, Camshaft Feather, **9**
- Key, Crankshaft, **8**
- Key, Fuel Camshaft Woodruff, **15**
- Key, Raw Water Pump, **46**
- Kit, Adapter Fuel, 3/8", **38**
- Kit, Adapter Fuel, 5/16", **38**
- Kit, Adapter Metric, **38**
- Kit, Belt Guard, **56**
- Kit, Blank Panel, **68**
- Kit, Coolant Recovery, **48**
- Kit, Cruise, **79**
- Kit, Door, **61**
- Kit, Dry Exhaust, **53**
- Kit, Exhaust, **53**
- Kit, Gasket, **79**
- Kit, Gauge Panel, **67 , 70**
- Kit, Heat Exchanger Cap, **43**
- Kit, Impeller, **79**
- Kit, Isolated Ground, **54**
- Kit, Keel Cooling, **45**
- Kit, Low Coolant Sender, **53**
- Kit, Major Water Service, **46**
- Kit, Minor Water Service, **46**
- Kit, Muffler, Fuel/Water Separator, **39**
- Kit, Muffler, Marine, **39**
- Kit, O-Ring, Water Separator, **41**
- Kit, Panel, Duct , **62**
- Kit, Panel, Front , **62**
- Kit, Panel, Roof Extension, **62**
- Kit, Remote Control Panel, **72**
- Kit, Remote Fuel/Water Separator, **40**
- Kit, Remote Gauge Panel, **75**
- Kit, Remote Panel, **74**
- Kit, Remote Switch Panel, **73**
- Kit, Remote Water Separator Metal Bowl Replacement, **41**
- Kit, Roof Panel, **60**
- Kit, Sender, **29**
- Kit, Siphon Break, **47**
- Kit, Sound Shield, **60**
- Kit, Terminal Boot , **58**
- Kit, Water Separator, **39**

- Label, Control , **69**
- Label, Indicator, **72**
- Labels, **79**
- Latch, Door (1/4 Turn), **61**
- Lever, Fork, **18**
- Lever, Governor, **17**
- Line, Flex Fuel, **40**
- Line, Fuel (.25"), **38**
- Line, Fuel (28.5"), **38**
- Line, Fuel (38.5"), **38**

- Manifold, Exhaust, **52 , 53**
- Manifold, Intake, **51**
- Meter, Hour, **69 , 73**
- Meter, Volt (M14), **75**
- Meter, Volt (M4), **74**
- Mixer, Elbow (Wet), **53**
- Mount, Engine, **55**
- Mounting, Printed Circuit Board, **65**
- Muffler, **39**

- Neck, Filler, **53**

- O' Ring, **31 , 32**
- O'Ring, Cylinder Block Pipe Pin, **7**
- O'Ring, Cylinder Head , **22**
- O'Ring, Gearcase, **33**
- O'Ring, Gearcase Oil Fill Cover, **33**
- O'Ring, Head Cover Oil Fill Cover, **30**
- O'Ring, Heat Exchanger Cover, **43**
- O'Ring, Hole Cover, **33**
- O'Ring, Injection Pump, **21**
- O'Ring, Oil Filter Cover, **33**
- O'Ring, Oil Pickup Tube, **50**
- O'Ring, Oil Pump Drive Gear, **8**
- O'Ring, Raw Water Pump, **46**

- Pan, Oil, **50**
- Panel, Control, **69**
- Panel, Control(Gnd), **69**
- Panel, Deluxe Remote Control , **74**
- Panel, Duct, **62**
- Panel, Front, **62**

Index

Panel, Gauge, Remote, **75**
Panel, Generator Housing, **58**
Panel, Generator, Housing, **58**
Panel, Housing, **57**
Panel, Remote, **72 , 75**
Panel, Remote Control, **72 , 73**
Panel, Remote Printed, **73 , 74**
Panel, Roof, **60**
Panel, Roof End, **62**
Panel, Roof Extension, **62**
Panel, Roof Insulation (EXT), **62**
Panel, UMC Mounting, **65**
Pencil, Zinc, **43**
Piece, Distance, **25**
Piece, Nozzle, **25**
Pin, Cylinder Block Pipe, **7**
Pin, Cylinder Block Start Spring, **7**
Pin, Cylinder Block Straight, **7**
Pin, Injection Pump Clamp, **21**
Pin, Injection Pump Joint, **21**
Pin, Piston, **10**
Pin, Tappet Guide, **21**
Pipe, Injection, **23**
Pipe, Overflow, **23**
Pipe, Water Return, **29 , 34**
Piston, **10**
Plate, Breather Element, **30**
Plate, Injection Pump, **21**
Plate, Raw Water Pump Cover, **46**
Plate, Raw Water Pump Wear, **46**
Plate, Speed Control, **16**
Plug, **21**
Plug, Cylinder Block, **7**
Plug, Cylinder Head, **22**
Plug, Fuel Filter Drain, **38**
Plug, Gearcase, **33**
Plug, Glow, **23**
Plug, Hex Pipe, **40**
Plug, Oil Filler, **31 , 32**
Plug, Oil Pan, **50**
Plug, Vent, **41**
Plug, Water Flange, **29**
Plunger, Pump, **21**
Pulley, Fan, **35 , 36**
Pulley, Fan Drive, **35 , 36**
Pump Assy, Water Separator, **41**
Pump, Fuel, **38**
Pump, Injection, **19 , 21**
Pump, Water, **34 , 45**

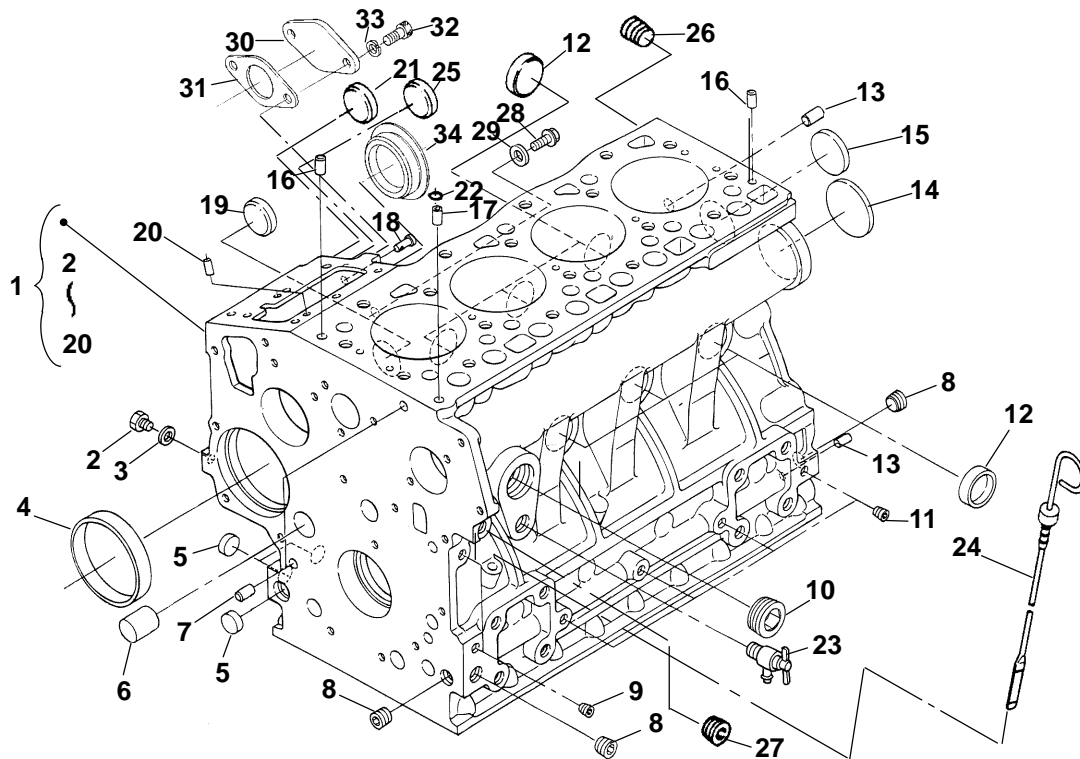
Rack, Injection Pump Control, **21**
Rectifier, Alternator (24V), **37**
Reducer, Bushing, **49**
Reducer, Hose Connector, **45**
Regulator, Alternator (24V), **37**
Relay, Isolated Ground Solenoid, **54**
Resistor (24V, 330 Ohms), **75**
Resistor (24V, 620 Ohms), **75**
Resistor (24V), **38**
Resonator, **51**
Resonator, Intake, **51**
Retainer, Spring, **27**
Retainer, Starter (24V), **13**
Retainer, Valve Spring, **26**
Ring, Raw Water Pump Retaining, **46**
Ring, Starter Snap (12V), **12**
Rivet, Drive Plastic, **68**
Rod, Camshaft Push, **9**
Rod, Connecting, **10**
Rod, Nozzle Holder Push, **25**
Roller, Starter (24V), **13**
Rotor, Alternator (24V), **37**
Rotor, Generator, **63**
Rotor, Generator Exciter, **63**
Rotor, Oil Pump, **33**

Screw, Air Bleed, **21**
Seal, Bearing Case Oil, **14**
Seal, Endbell O'Ring, **63**
Seal, Gearcase Oil, **33**
Seal, Heat, **23**
Seal, Raw Water Pump Lip, **46**
Seal, Raw Water Pump Mechanical, **46**
Seal, Valve Stem, **26 , 27**
Seal, Water Pump Mechanical, **34**
Seal, Weather, **59**
Seal, Weather (15.6'), **61**
Seat, Injection Pump Spring, **21**
Seat, Pressure Valve, **33**
Seat, Raw Water Pump Seal, **46**
Sender, Low Coolant, **53**
Sender, Oil Pressure, **49**
Sender, Water Temperature, **29**
Separator, Remote Fuel/Water, **40**
Separator, Remote Fuel/Water Separator, **40**
Separator, Remote Water, **41**
Separator, Water, **39**
Set, Piston Ring, **10**
Shaft, Fork Lever, **18**
Shaft, Governor, **15**
Shaft, Governor Weight, **15**
Shaft, Idle Gear, **9**
Shaft, Raw Water Pump, **46**
Shaft, Rocker Arm, **26 , 27**
Shaft, Stop Lever, **16**
Shield, Breather, **31 , 32**
Shield, Breather Oil, **30**
Shield, Engine Panel Sound, **61**
Shield, Engine Sound, **60**
Shield, Panel Engine Sound, **62**
Shim, Injection Pump, **19 , 21**
Shim, Injection Pump (.30mm), **19**
Sleeve, Air Intake, **51**
Sleeve, Crankshaft, **8**
Sleeve, Governor, **15**
Sleeve, Injection Pump Control, **21**

Index

Spacer, Raw Water Pump, **46**
Spring, Alternator Brush (24V), **37**
Spring, Brush (24V), **13**
Spring, Delivery Valve, **21**
Spring, Governor, **18**
Spring, Governor Start, **18**
Spring, Injection Pump Plunger, **21**
Spring, Nozzle, **25**
Spring, Pressure, **33**
Spring, Rocker Arm, **26 , 27**
Spring, Speed Control Plate Return, **16**
Spring, Valve, **26 , 27**
Standoff, Insulator, **67**
Starter (24V), **13**
Starter (Mounting), **11**
Stator, Exciter, **63**
Stator, Generator, **63**
Stay, Alternator, **35 , 36**
Stopper, Camshaft, **9**
Stopper, Fuel Camshaft, **15**
Strainer, Water Pickup, **39**
Strap, Bond, **51 , 67**
Strap, Heat Exchanger Mounting, **43**
Stud, **53**
Switch, Manual Transfer (On/Off Shore), **78**
Switch, Pressure, **45**
Switch, Rocker (S11), **72 , 73 , 74**
Switch, Rocker (SPDT) (S11), **75**
Switch, Rocker, SPDT, **69**
Switch, Starter Magnetic (12V), **12**
Switch, Starter Magnetic (24V), **13**
Switch, Temperature (Wet), **53**
System, Cooling, **44**
System, Oil, **49**
Tank, Coolant Recovery, **48**
Tappet, Camshaft, **9**
Tappet, Injection Pump, **21**
Thermostat, **29**
Tub, Breather, **31 , 32**
Tube, Exhaust, **53**
Tube, Exhaust (Wet), **53**
Tube, Low Pressure Switch, **45**
Tube, Oil Pickup, **50**
Valve, **26 , 27**
Valve, Delivery, **21**
Valve, Vacuum Relief, **47**
Water Separator/Muffler, **39**
Wedge, Gauge Panel Plug, **70**
Weight, Governor, **15**

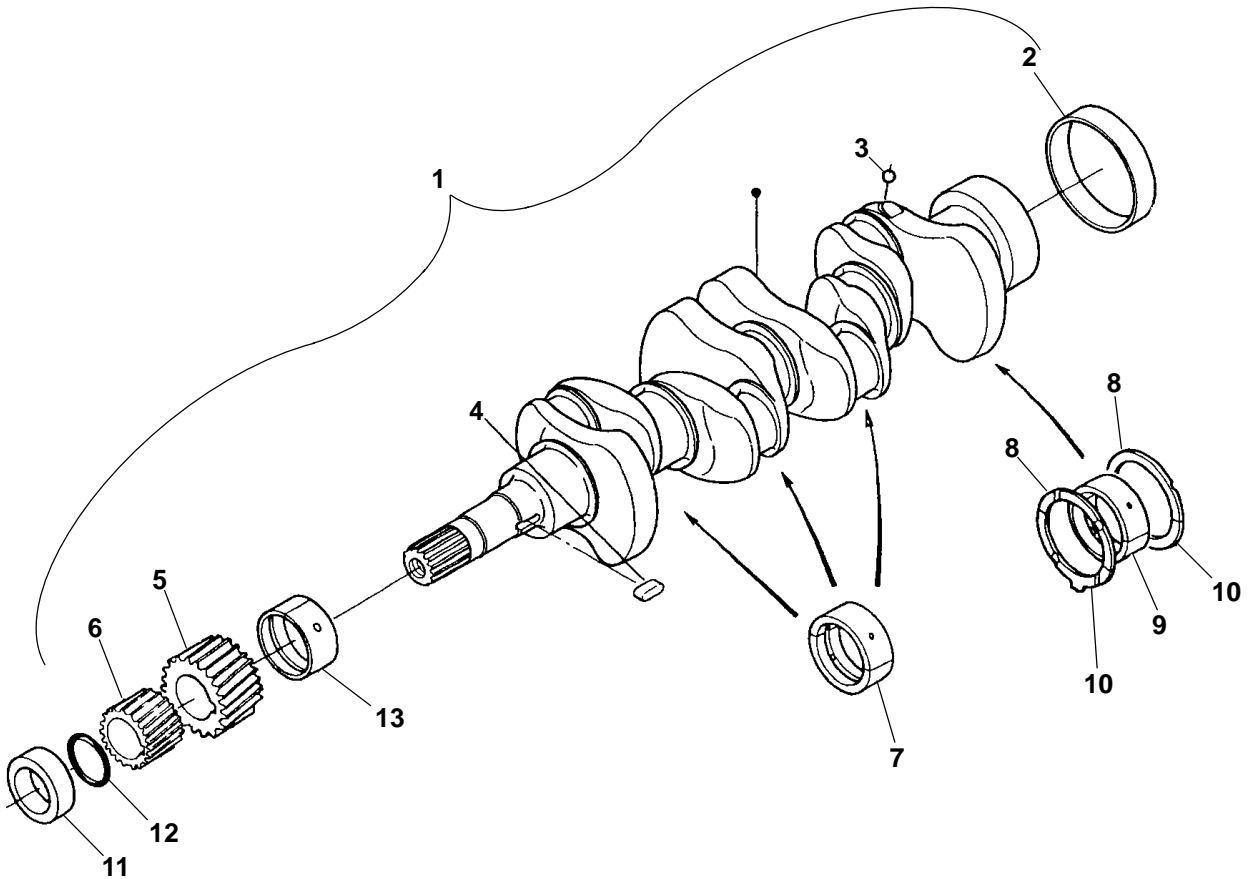
Cylinder Block



REF NO.	PART NO.	QTY. USED	PART DESCRIPTION	REF NO.	PART NO.	QTY. USED	PART DESCRIPTION
			Engine, Replacement	7	185-2115	2	*Pin, Pipe
			MDKAV Spec A	8	185-6468	3	*Plug
	100-3616-01	1	12V	9	185-2233	2	*Plug
	100-3616-02	1	24V	10	185-6856	1	*Plug
			MDKAW Spec A	11	185-2188	4	*Plug
	100-3615-01	1	12V	12	185-5484	6	*Cap, Sealing
	100-3615-02	1	24V	13	185-5487	2	*Pin, Straight
			MDKAZ Spec A	14	185-6040	1	*Plug, Expansion
	100-3620-01	1	12V	15	185-2412	1	*Cap, Sealing
	100-3620-02	1	24V	16			*Pin, Straight
			MDKAV Begin Spec C		185-5843	2	Spec A
	100-3944-01	1	12V		185-7420	2	Begin Spec C
	100-3944-02	1	24V	17	185-6469	1	*Pin, Pipe
			MDKAW Begin Spec C	18			*Pin, Start Spring
	100-3945-01	1	12V		185-6857	1	MDKAV
	100-3945-02	1	24V		185-2102	1	MDKAW, MDKAZ
			MDKAZ Begin Spec C	19	185-7212	1	*Plug
	100-3946-01	1	12V	20	185-5486	2	*Pin, Straight
	100-3946-02	1	24V	21	185-6889	1	Cap, Sealing
1			Block, Cylinder (Includes Parts Marked *)	22	185-2095	1	O'Ring Spec A
			MDKAV	23	185-5490	1	Cock Assy, Drain
	185-7372	1	Spec A	24	185-6866	1	Indicator, Oil Level
	185-7417	1	Begin Spec C	25	185-7212	1	*Plug
			MDKAW	26	185-6039	1	Plug (MDKAV Spec A)
	185-7245	1	Spec A	27	184-0072	1	Plug Square Head
	110-3962	1	Begin Spec C	28	185-2572	1	Bolt, Flange
			MDKAZ	29	185-2284	1	Gasket
	185-7302	1	Spec A	30	333-0719	1	Cover, Solenoid
	110-3963	1	Begin Spec C	31	333-0718	1	Gasket
2	185-5845	1	*Plug	32	802-2544	2	Bolt, Hex Socket Head
3	185-2338	1	*Gasket	33	185-2380	2	Washer Spring
4	185-6472	1	*Bush, Governor Gear	34	185-7223	1	Cover, Hydraulic Pump
5	185-6121	3	*Plug, Expansion				
6	185-6471	1	*Plug				

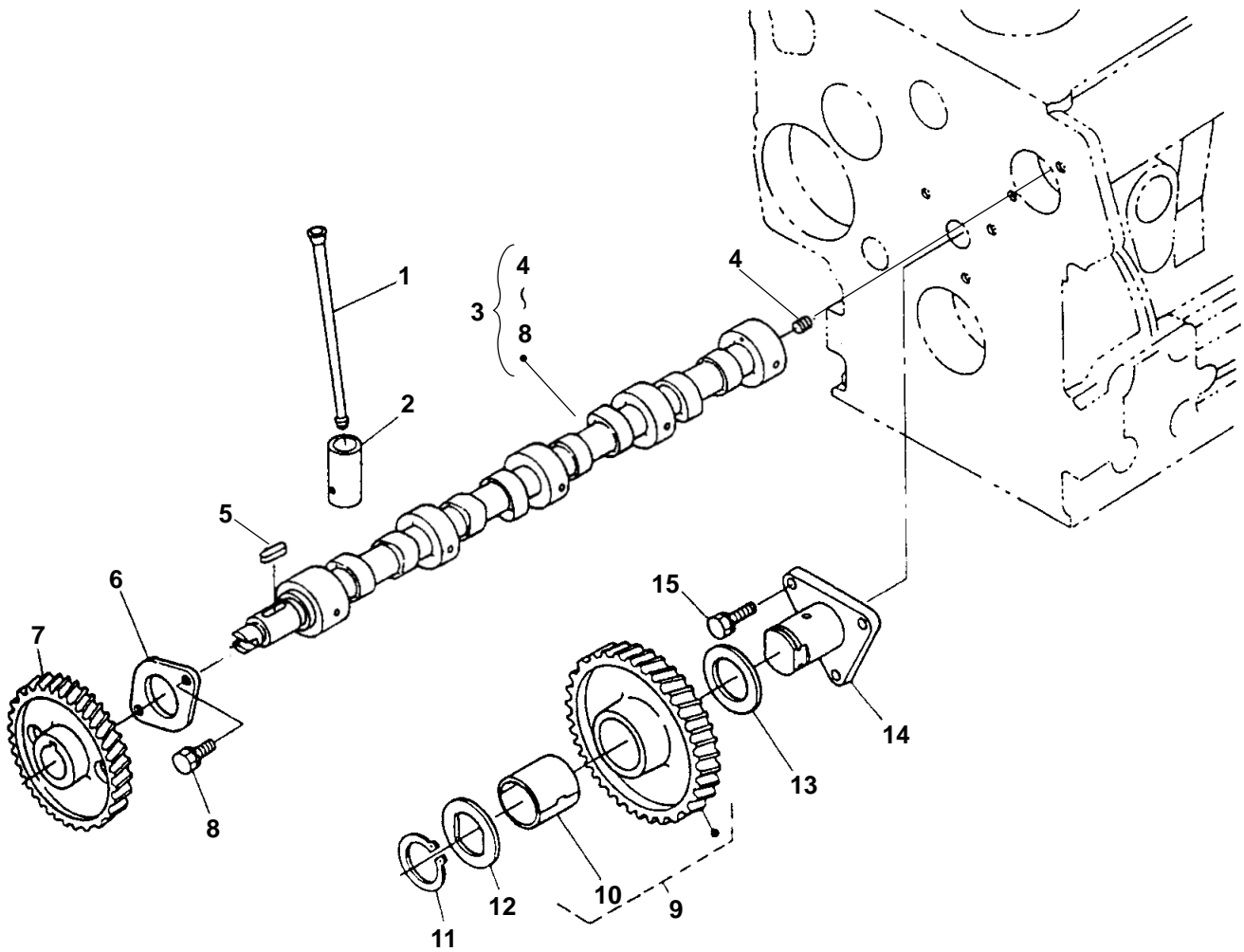
* - Parts Included in Cylinder Block.

Crankshaft



REF NO.	PART NO.	QTY. USED	PART DESCRIPTION	REF NO.	PART NO.	QTY. USED	PART DESCRIPTION
1			Crankshaft (Includes Parts Marked *)	9			Bearing, Crankshaft
	185-7376	1	MDKAV		185-6552	1	Standard
	185-7249	1	MDKAW		185-6553	1	.2mm, Undersize
	185-7312	1	MDKAZ		185-6554	1	.4mm, Undersize
2	185-6543	1	*Sleeve, Crankshaft	10			Washer, Thrust
3			*Ball		185-5941	2	Standard
	185-5924	3	MDKAV		185-5942	2	.2mm, Oversize
	185-5924	4	MDKAW, MDKAZ		185-5943	2	.4mm, Oversize
4	185-6541	1	*Key	11	185-6544	1	Collar, Crankshaft
5	185-6540	1	*Gear, Crankshaft	12			O'Ring
6	185-6542	1	*Gear, Oil Pump Drive		185-6545	1	Standard
7			Bearing, Crankshaft		185-7429	1	.2mm, Oversize
	185-6549	2	Standard	13			Bearing, Crankshaft
	185-6550	2	.2mm, Undersize		185-6546	1	Standard
	185-6551	2	.4mm, Undersize		185-6547	1	.2mm, Undersize
			MDKAW, MDKAZ		185-6548	1	.4mm, Undersize
	185-6549	3	Standard	* - Parts Included With Crankshaft.			
	185-6550	3	.2mm, Undersize				
	185-6551	3	.4mm, Undersize				
8			Washer, Thrust				
	185-5938	2	Standard				
	185-6555	2	.2mm, Oversize				
	185-6556	2	.4mm, Oversize				

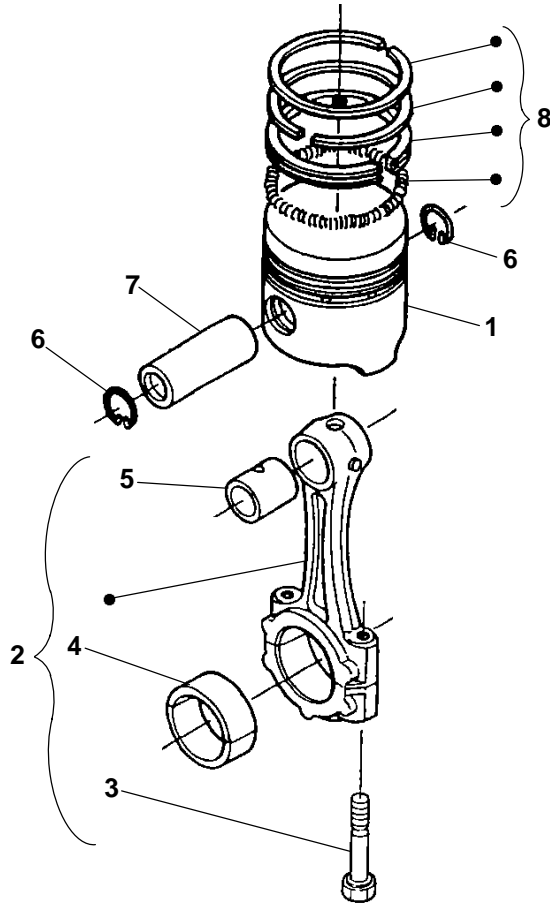
Camshaft



REF NO.	PART NO.	QTY. USED	PART DESCRIPTION	REF NO.	PART NO.	QTY. USED	PART DESCRIPTION
1	185-6517	6	Rod, Push	5	185-5560	1	*Key, Feather
	185-6517	8	MDKAV	6	185-6520	1	*Stopper, Camshaft
2	185-6516	6	MDKAW, MDKAZ	7	185-6519	1	*Gear, Cam
	185-6516	8	Tappet	8	185-2388	2	*Bolt
3	185-6873	1	Camshaft Assy (Includes Parts Marked *)	9	185-6521	1	Gear Assy, Idle (Includes Bushing)
	185-6518	1	MDKAV (Spec A)	10	185-6522	1	Bushing, Idle Gear
	105-0744	1	MDKAW, MDKAZ (Spec A)	11	185-6525	1	Circlip, Idle Gear
	105-0745	1	MDKAV (Begin Spec C)	12	185-6524	1	Collar, Idle Gear
		1	MDKAW, MDKAZ (Begin Spec C)	13	185-6523	1	Collar, Idle Gear
4	185-5558	1	*Screw, Set	14	185-6526	1	Shaft, Idle Gear
				15	185-2388	3	Bolt

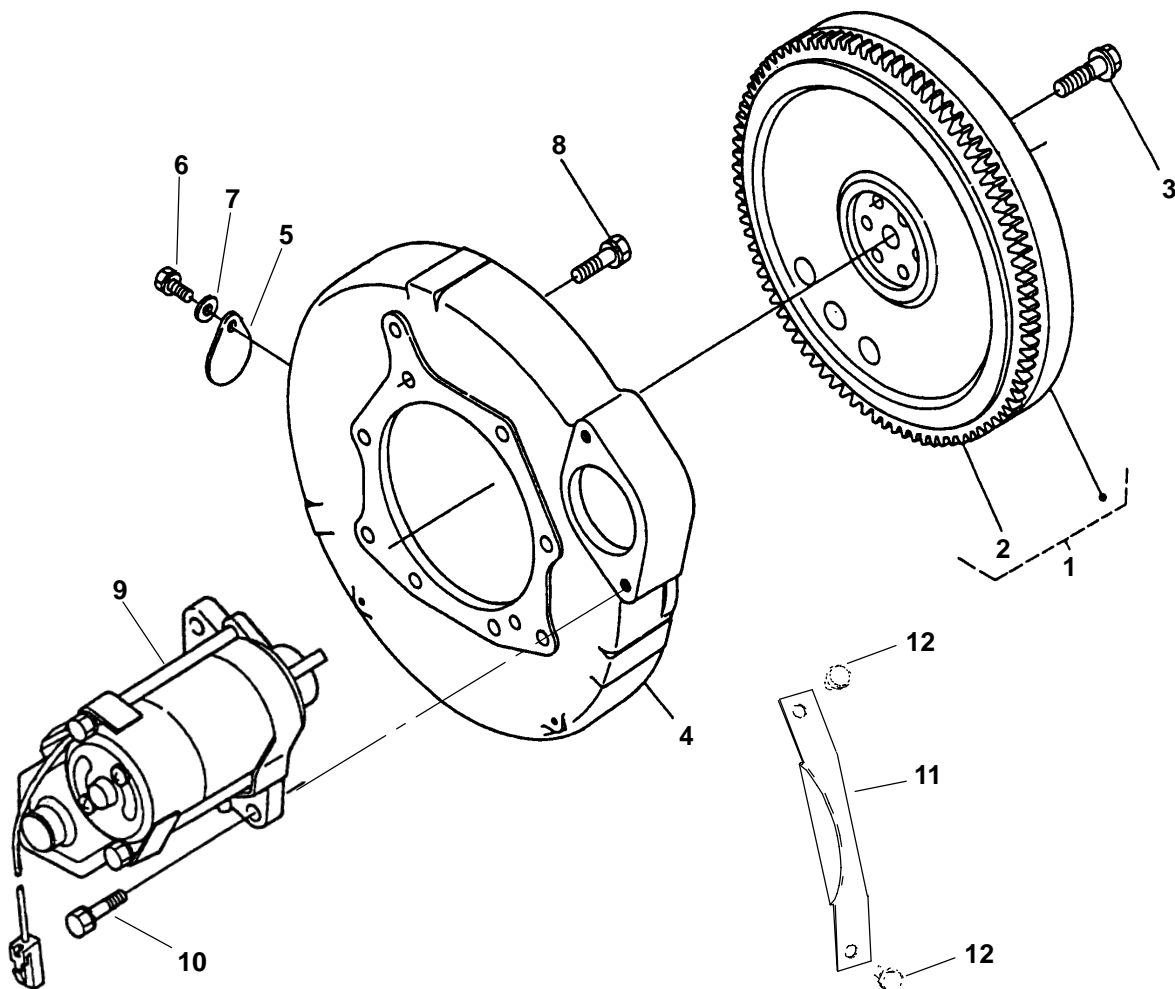
* - Parts Included in Camshaft Assy.

Piston



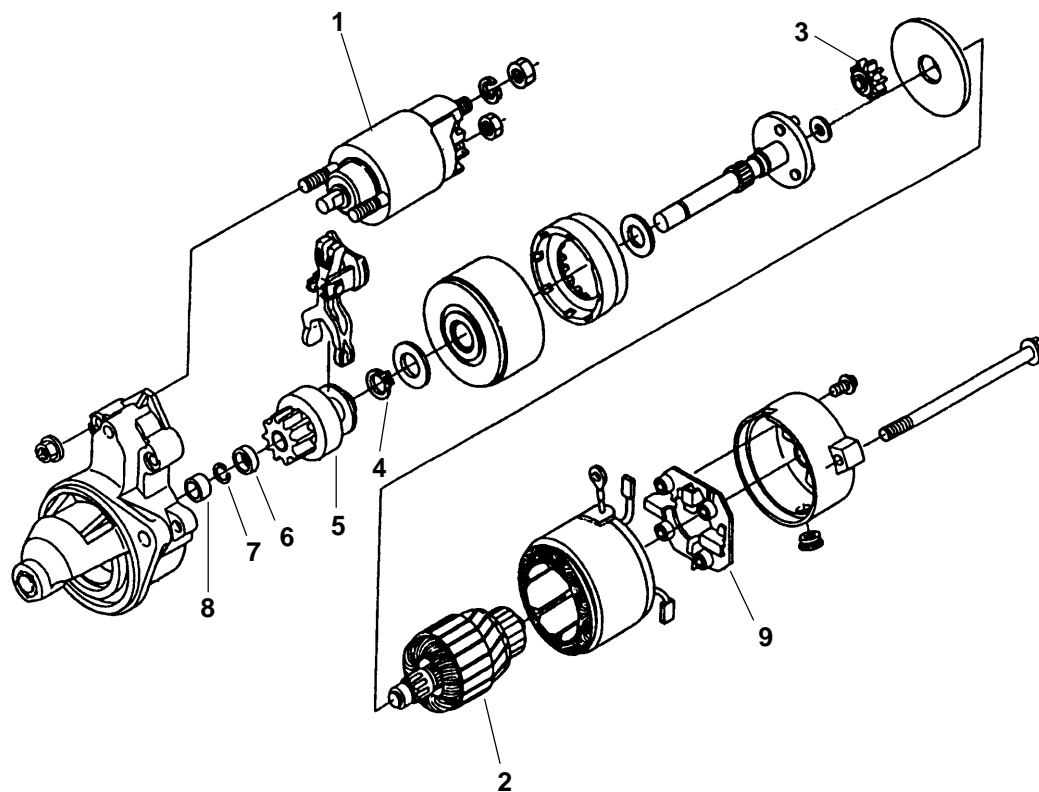
REF NO.	PART NO.	QTY. USED	PART DESCRIPTION	REF NO.	PART NO.	QTY. USED	PART DESCRIPTION
1			Piston	3			Bolt, Connecting Rod
			MDKAV	185-6535		8	Spec A
			Spec A	114-0419		8	Begin Spec C
	185-7308	3	Standard	4			Bearing, Connecting Rod
	185-7309	3	5mm, Oversize	185-6536		4	Standard
			Begin Spec C	185-6537		4	.2mm Undersize
	112-0302	3	Standard	185-6538		4	.4mm Undersize
	112-0303	3	5mm, Oversize	5			Bushing, Connecting Rod
			MDKAW	185-6534		8	Spec A
			Spec A	508-1253		8	Begin Spec C
	185-6745	4	Standard (Spec A)	6	185-6532	8	Circlip, Piston Pin
	185-6746	4	.5mm, Oversize	7	185-6531	4	Pin, Piston
			Begin Spec C	8			Ring Set, Piston
	185-6745	4	Standard				MDKAV
	185-6746	4	.5mm, Oversize	185-7310		3	Standard
			MDKAZ	185-7311		3	.5mm Oversize
			Spec A				MDKAW
	185-7308	4	Standard	185-6529		4	Standard
	185-7309	4	.5mm Oversize	185-6530		4	.5mm Oversize
			Begin Spec C				MDKAZ
	112-0302	4	Standard	185-7310		4	Standard
	112-0303	4	.5mm Oversize	185-7311		4	.5mm Oversize
2			Rod Assy, Connecting (Includes Bolt, Bearing and Bushing)				
	185-6533	4	Spec A				
	114-0418	4	Begin Spec C				

Flywheel



REF NO.	PART NO.	QTY. USED	PART DESCRIPTION	REF NO.	PART NO.	QTY. USED	PART DESCRIPTION
1	185-7217	1	Flywheel (Includes Ring Gear)	8	185-2178	8	Bolt
	185-7250	1	MDKAV	9			Starter (See Separate Page for Components)
2	185-2170	1	MDKAW, MDKAZ		185-7104	1	12V
3	185-2170	1	Gear, Ring		185-7105	1	24V
4	185-6409	6	Bolt, Flywheel	10	185-2564	2	Screw
5	185-7218	1	Housing, Flywheel	11	191-2275-02	1	Guard, Starter (24V Grounded)
6	185-7219	1	Cover	12	815-0194	2	Screw, Hex Head (24V Grounded) (#10-32 x 3/8")
7	185-7222	1	Bolt				
	185-7221	1	Washer, Plain				

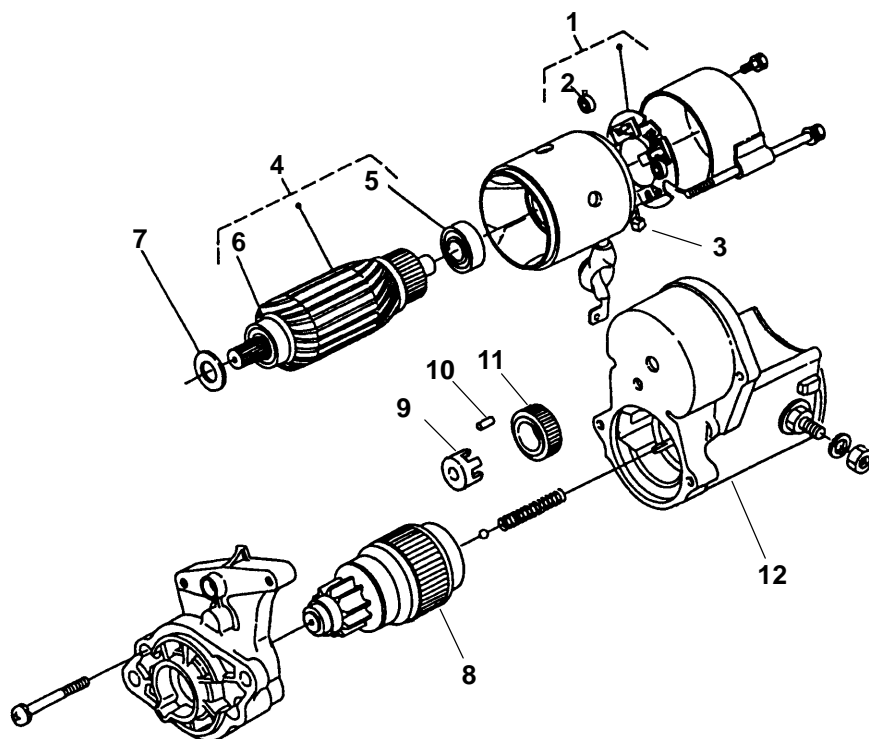
Starter Components (12V)



REF NO.	PART NO.	QTY. USED	PART DESCRIPTION	REF NO.	PART NO.	QTY. USED	PART DESCRIPTION
	185-7104	1	Starter	6	185-7236	1	Collar
1	185-2658	1	Switch, Magnetic	7	185-6386	1	Ring, Snap
2	185-7231	1	Armature	8	185-7233	1	Bearing, Oilless
3	185-7234	3	Gear	9	185-7230	1	Holder, Brush
4	185-7235	1	Ring, Snap				
5	185-7232	1	Clutch, Starter				

Note: Parts not Identified are Not For Sale.

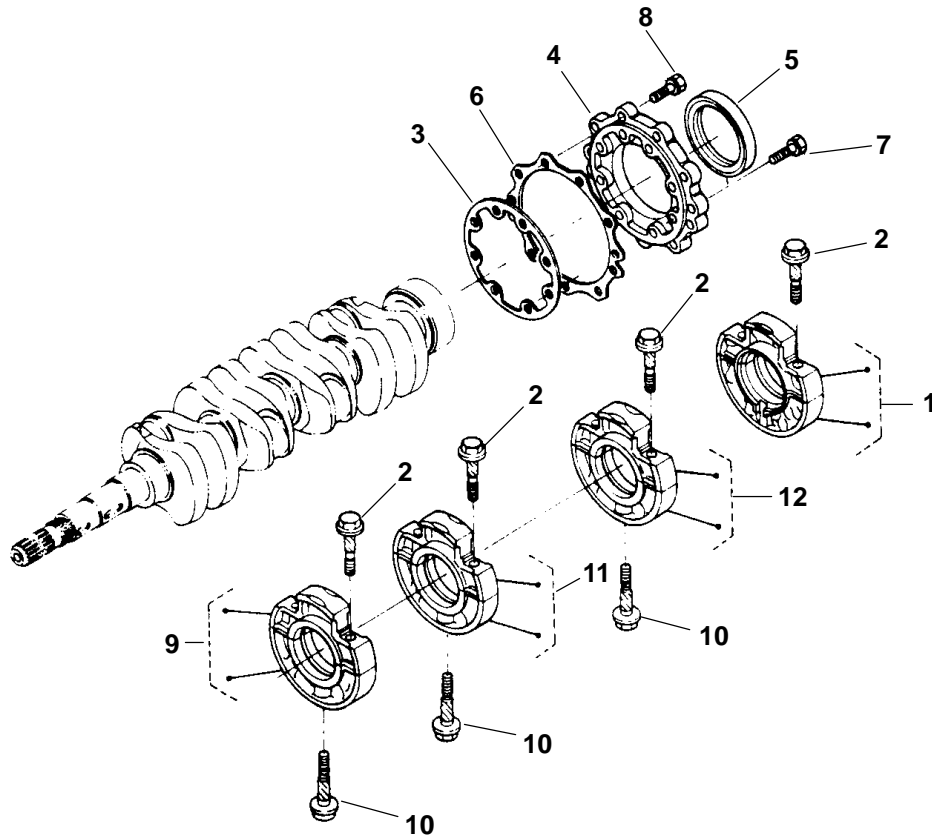
Starter Components (24V)



REF NO.	PART NO.	QTY. USED	PART DESCRIPTION	REF NO.	PART NO.	QTY. USED	PART DESCRIPTION
	185-7105	1	Starter	8	185-6354	1	Clutch
1	185-7240	1	Holder Assy, Brush	9	185-6362	1	Retainer
2	185-6358	4	Spring, Brush	10	191-2252	5	Roller
3	185-7237	2	Brush, Yoke	11	185-7296	5	Gear, Pinion
4	185-7238	1	Armature	12	185-7239	1	Switch, Magnetic
5	185-6442	1	Bearing, Ball				
6	185-6441	1	Bearing, Ball				
7	185-6365	1	Washer, Felt				

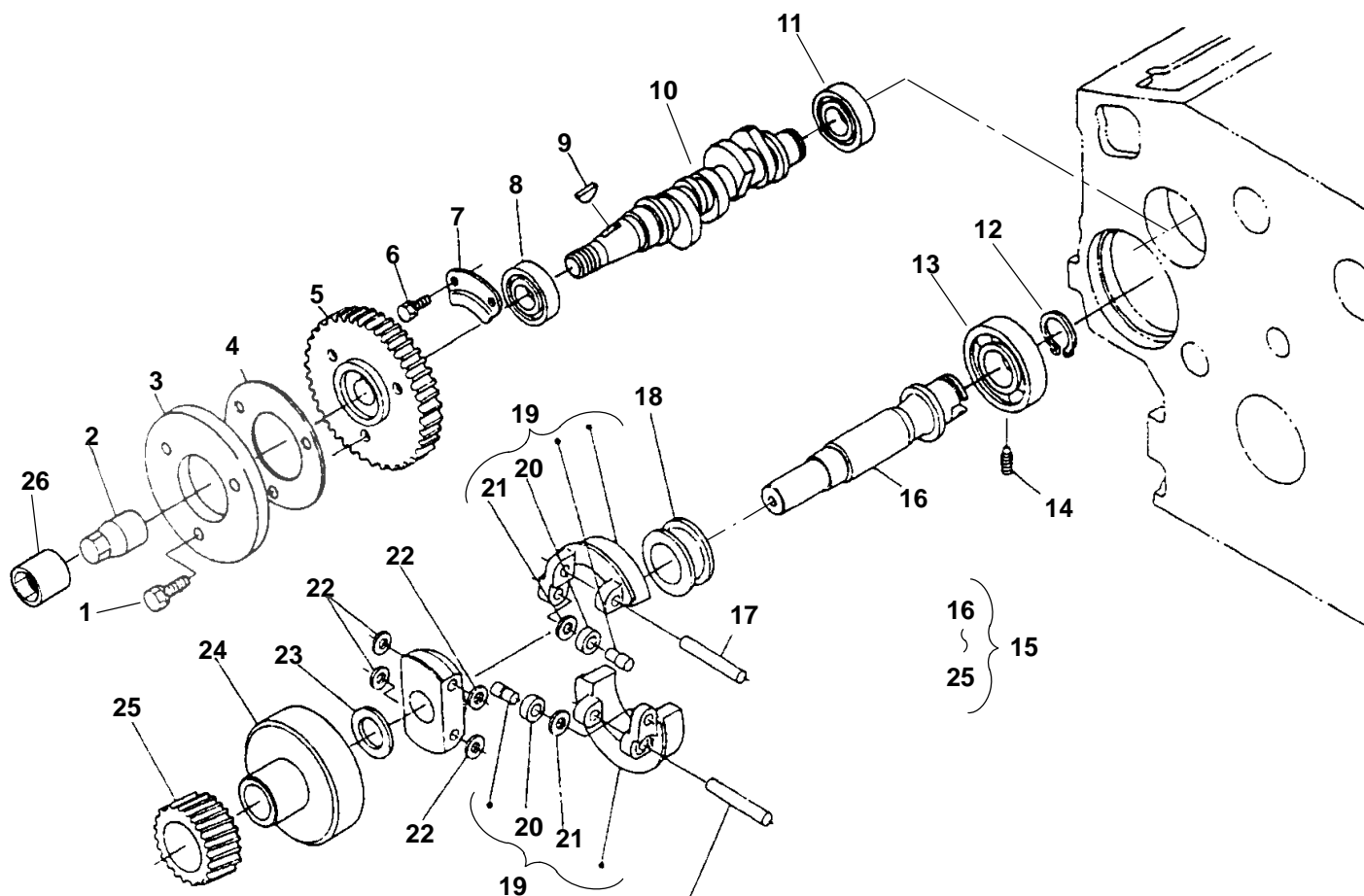
Note: Parts Not Identified are Not Sold Separately.

Main Bearing Case



REF NO.	PART NO.	QTY. USED	PART DESCRIPTION	REF NO.	PART NO.	QTY. USED	PART DESCRIPTION
1	185-6506	1	Case, Main Bearing	10			Bolt, Bearing Case
2	185-6507	6	Bolt, Bearing Case MDKAV	185-6513	2		MDKAV
	185-6507	8	MDKAW, MDKAZ	185-6513	3		MDKAW, MDKAZ
3	185-6869	1	Gasket, Bearing Case	11	185-7306	1	Case, Main Bearing MDKAV, MDKAZ
4	185-6509	1	Cover, Bearing Case	185-6514	1		MDKAW
5	185-6510	1	Seal, Oil	12	185-6515	1	Case, Main Bearing MDKAW (Spec A)
6	185-6871	1	Gasket, Bearing Case Cover	185-7305	1		MDKAZ (Spec A)
7	185-2391	8	Bolt	185-7307	1		MDKAW, MDKAZ (Begin Spec C)
8	185-2390	9	Bolt				
9	185-7305	1	Case, Main Bearing MDKAV, MDKAZ (Spec A)				
	185-6512	1	MDKAW (Spec A)				
	185-7305	1	MDKAV, MDKAW, MDKAZ (Begin Spec C)				

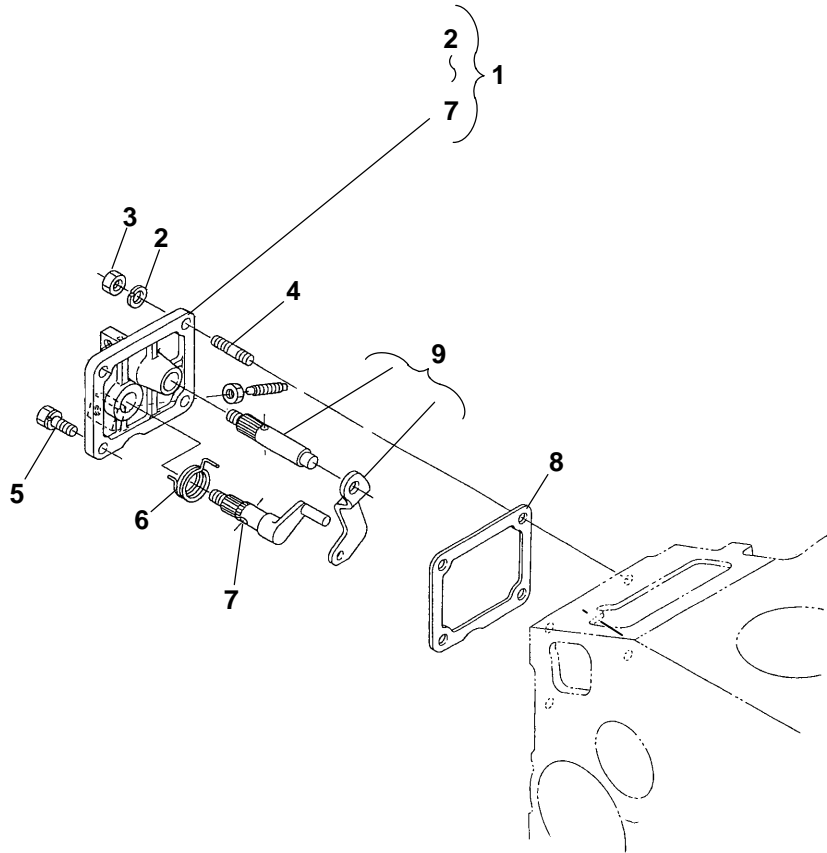
Fuel Camshaft



REF NO.	PART NO.	QTY USED	PART DESCRIPTION	REF NO.	PART NO.	QTY USED	PART DESCRIPTION
1	185-2389	3	Bolt Spec A	13	185-6571	1	Bearing, Ball
2	185-6560	1	Nut, Cap A	14	185-6573	1	Screw, Set
3	185-6876	1	Cam, Fuel Spec A	15			Shaft Assy, Governor (Includes Parts Marked *)
4	185-6879	1	Washer Spec A		185-6877	1	MDKAV
5			Gear, Injection Pump		185-6563	1	MDKAW, MDKAZ
	185-6558	1	Spec A	16			*Shaft, Governor
	507-0011	1	Begin Spec C		185-6878	1	MDKAV
6			Bolt		185-6564	1	MDKAW, MDKAZ
	185-2386	2	Spec A	17	185-6569	2	*Shaft, Governor Weight
	185-2388	2	Begin Spec C	18	185-6570	1	*Sleeve, Governor
7	185-6562	1	Stopper, Fuel Camshaft	19	185-6567	2	*Weight, Governor (Includes Bearing and Washer)
8			Bearing, Ball	20	185-5959	2	Bearing
	185-3093	1	Spec A	21	185-5960	2	Washer
	510-0224	1	Begin Spec C	22	185-6568	4	*Washer, Governor Weight
9	185-6561	1	Key, Woodruff	23	185-6566	1	*Collar, Governor Shaft
10			Camshaft, Fuel	24	185-6880	1	*Holder, Governor Gear
	185-6875	1	MDKAV	25	185-6565	1	*Gear, Governor
	185-6741	1	MDKAW, MDKAZ	26	185-6560	1	Nut, Begin Spec C
11			Bearing, Ball				
	510-0163	1	Spec A				
	510-0223	1	Begin Spec C				
12	185-6572	1	Circlip, Governor Shaft				

* - Parts Included in Governor Shaft Assy.

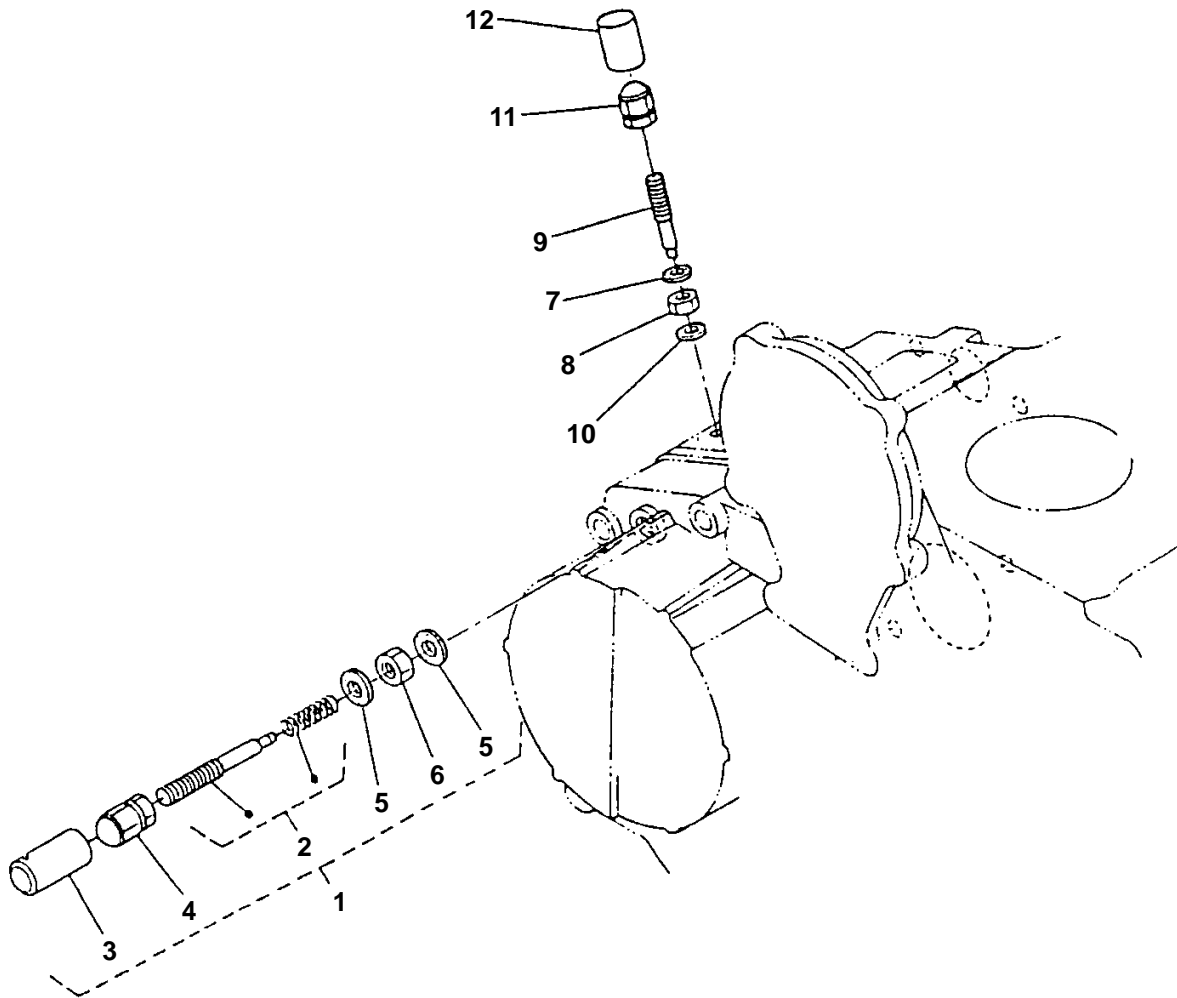
Speed Control Plate



REF NO.	PART NO.	QTY USED	PART DESCRIPTION	REF NO.	PART NO.	QTY USED	PART DESCRIPTION
1	185-7256	1	Plate Assy, Control (Includes Parts Marked *)	6	185-6614	1	*Spring, Return
2	185-6759	2	Washer, Spring	7	185-6615	1	*Shaft, Stop Lever
3	185-4255	2	Nut	8	185-6894	1	Gasket
4	185-7425	2	Stud	9	185-6612	1	Comp. Lever, Gov
5	185-2388	1	Bolt				

* - Parts Included in Control Plate Assy.

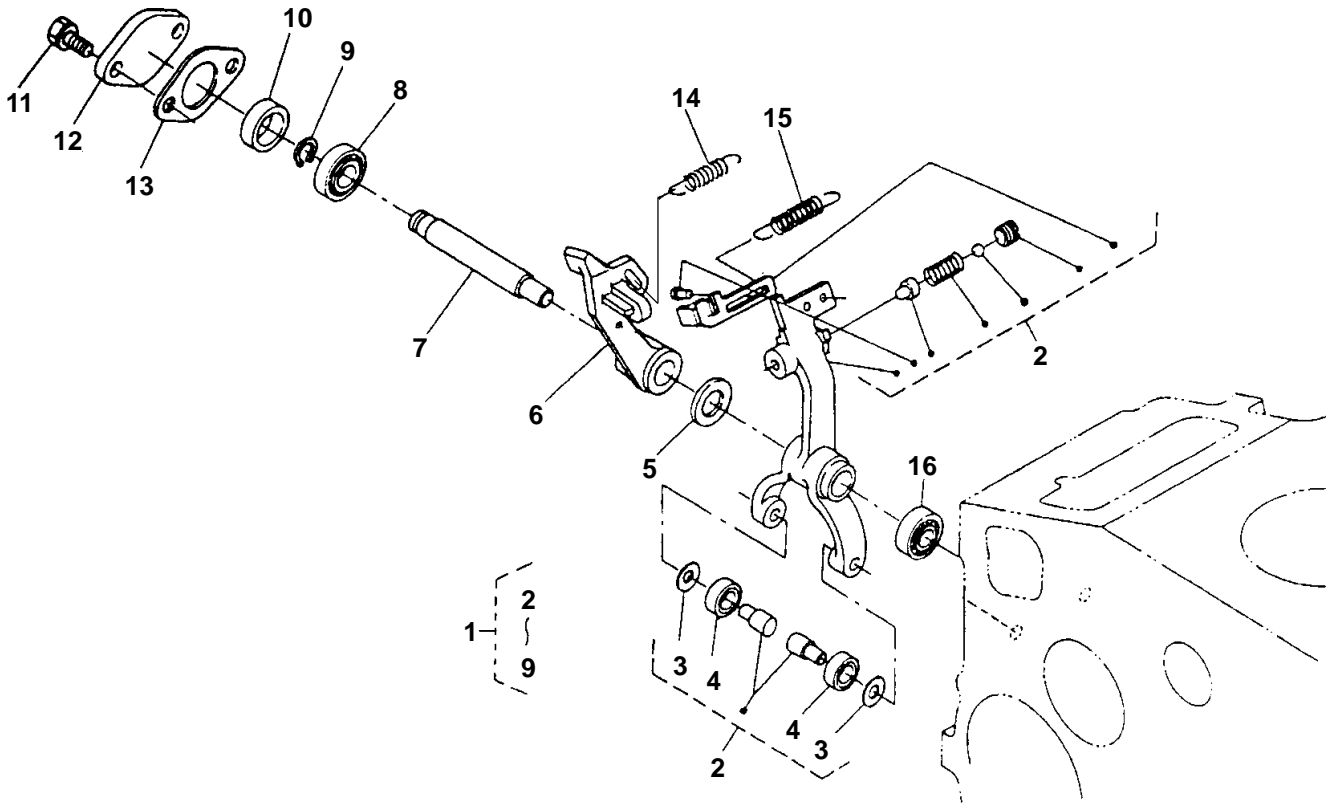
Governor Lever



REF NO.	PART NO.	QTY. USED	PART DESCRIPTION	REF NO.	PART NO.	QTY. USED	PART DESCRIPTION
1			Assy, Lever Governor (Includes Parts Marked *)	8	185-6931	1	Nut, Lock
	185-6574	1	Spec A	9	185-6577	1	Bolt, Adjusting
	150-2864	1	Begin Spec C	10			Gasket
2	185-6575	1	*Assy, Adjusting Bolt		185-6881	1	Spec A
3	185-6930	1	*Cap		150-2870		Begin Spec C
4			*Nut, Cap	11			Nut, Cap
	185-5685	1	Spec A		185-5685	1	Spec A
	860-2075	1	Begin Spec C		860-2075	1	Begin Spec C
5	185-2284	2	*Gasket	12	185-6932	1	Cap
6	185-5684	1	*Nut				
7	185-2284	1	Gasket				

* - Parts Included in Governor Lever Assy.

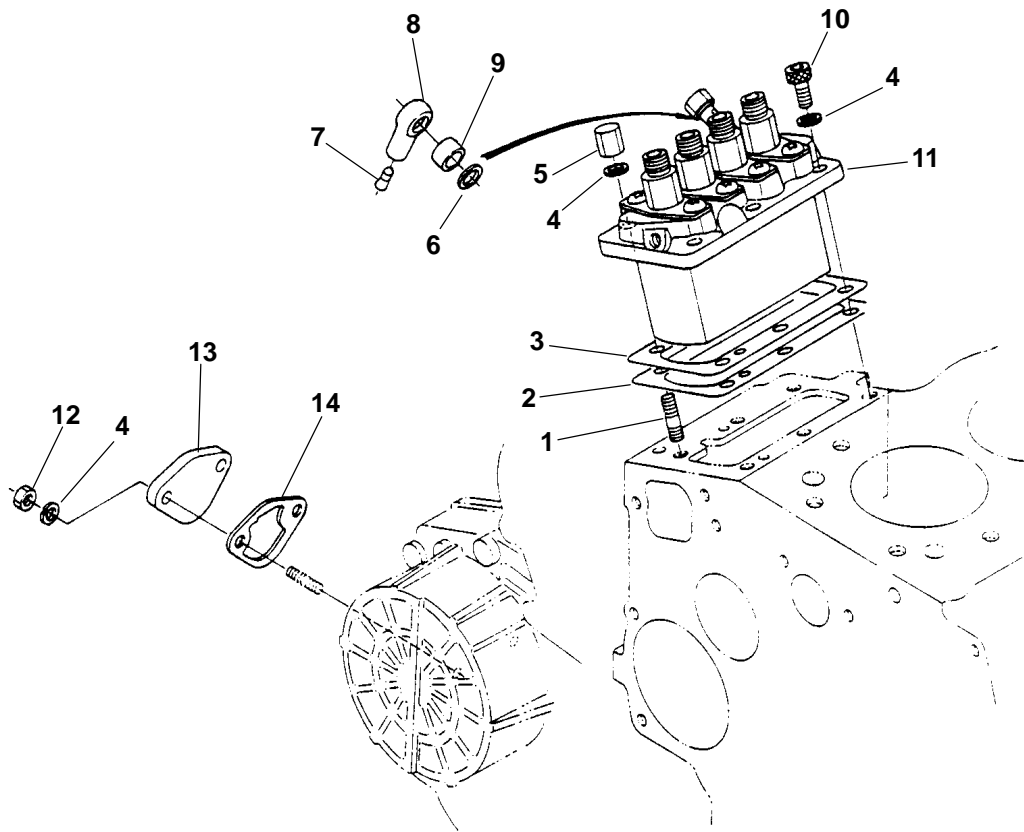
Governor



REF NO.	PART NO.	QTY. USED	PART DESCRIPTION	REF NO.	PART NO.	QTY. USED	PART DESCRIPTION
1			Lever Assy, Fork (Includes Parts Marked *)	13	185-6603	1	Gasket
	185-7254	1	Spec A	14			Spring, Governor
	150-2869	1	Begin Spec C		185-7377	1	60 HZ Spec A
2			*Lever, Fork (Includes Washer and Bearing)		185-7378	1	50 Hz Spec A
	185-7255	1	Spec A		506-0033	1	Begin Spec C
	150-2868	1	Begin Spec C				MDKAW, MDKAZ
3	185-5960	2	Washer		185-7253	1	Spec A
4	185-5959	2	Bearing		506-0034	1	Begin Spec C
5	185-6163	1	*Washer, Plain	15			Spring, Start
6	185-6598	1	*Lever, Fork		185-6891	1	MDKAV
7	185-6599	1	*Shaft, Fork Lever				MDKAW, MDKAZ
8	185-6600	1	*Bearing, Miniature		185-7252	1	Spec A
9	185-6601	1	*Circlip, External		185-6593	1	Begin Spec C
10	185-6604	1	Collar	16	185-6605	1	Bearing, Miniature
11	185-2387	2	Bolt				
12	185-6602	1	Cover, Fork Lever Shaft				

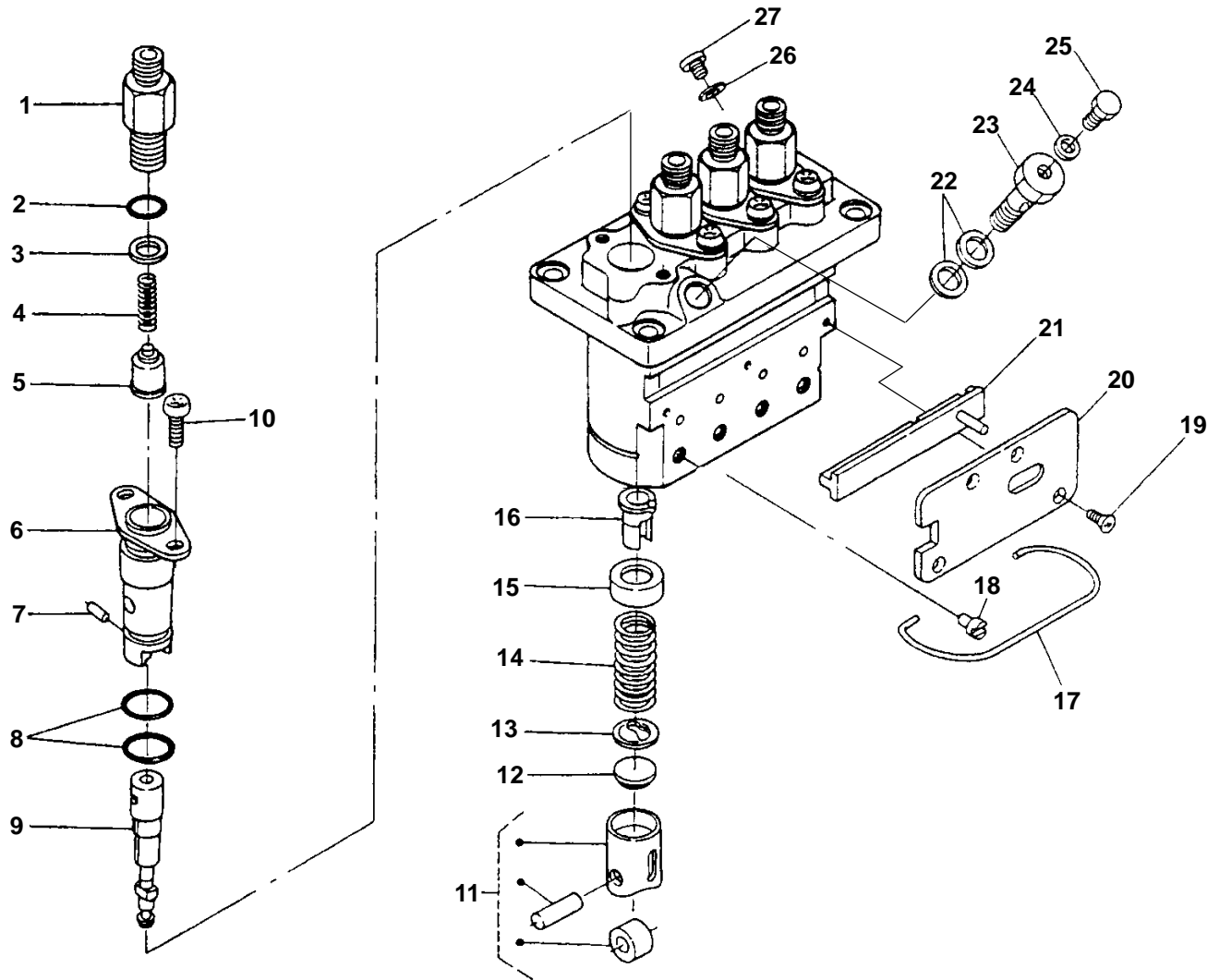
* - Parts Included in Fork Lever Assy.

Injection Pump



REF NO.	PART NO.	QTY. USED	PART DESCRIPTION	REF NO.	PART NO.	QTY. USED	PART DESCRIPTION
1	185-5624	3	Stud	7	185-6586	1	Cap
2	185-6845	1	Shim, Injection Pump (.30mm)	8	185-6584	1	Joint, Eye
3			Shim, Injection Pump MDKAV	9	185-6585	1	Collar, Eye Joint
	185-6749	AR	.20mm	10	185-5623	32	Bolt, Hex Socket Head
	185-6739	AR	.25mm	11			Pump Assy, Injection (See Separate Page for Components)
	185-6742	AR	.20mm		185-6882	1	MDKAV
	185-6743	AR	.25mm		185-6748	1	MDKAW, MDKAZ
4	185-6759	86	Washer, Spring	12	185-4255	2	Nut
5	185-5625	32	Nut, Cap	13	185-5798	1	Cover
6	185-2578	1	Gasket	14	185-6580	1	Gasket

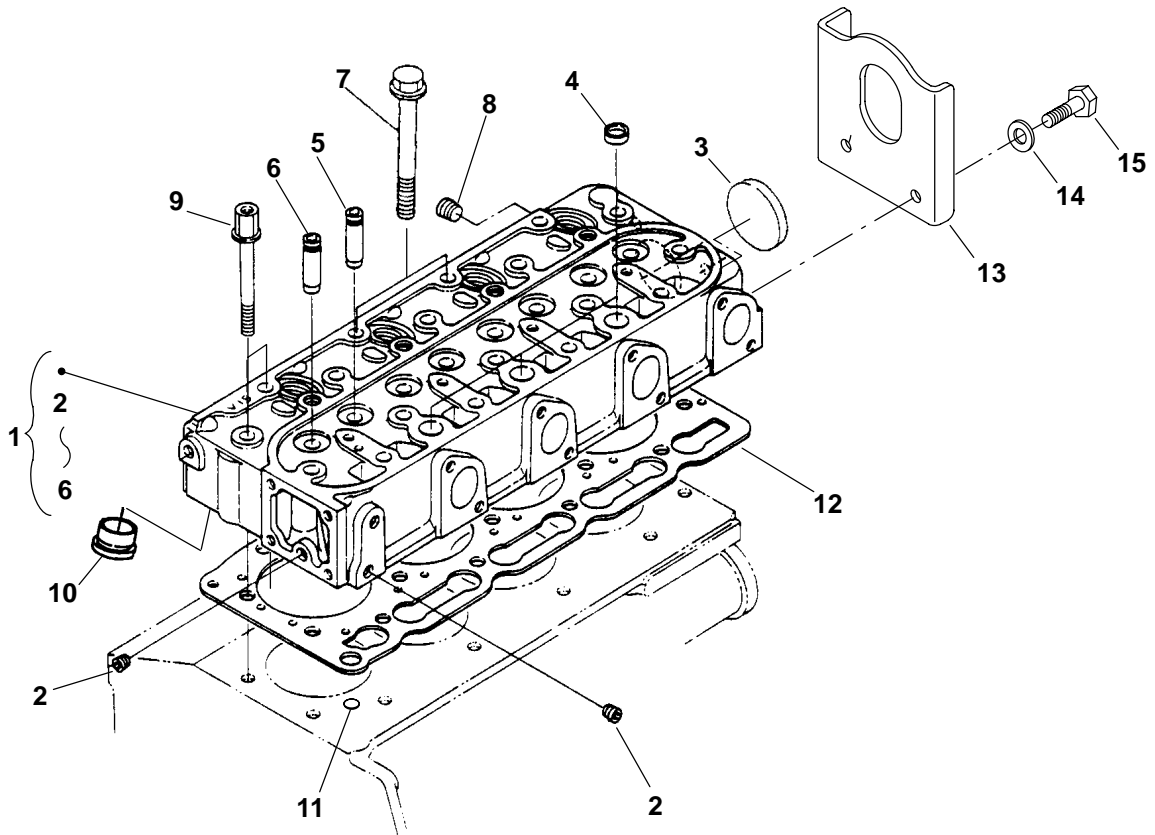
Injection Pump Components



Injection Pump Components

REF NO.	PART NO.	QTY. USED	PART DESCRIPTION	REF NO.	PART NO.	QTY. USED	PART DESCRIPTION
			Pump Assy, Injection	12			Shim
	185-6882	1	MDKAV		185-5655	3	MDKAV
	185-6748	1	MDKAW, MDKAZ		185-5655	4	MDKAW, MDKAZ
1			Holder, Delivery Valve	13			Seat, Spring Lower
	185-6588	3	MDKAV		185-5654	3	MDKAV
	185-6588	4	MDKAW, MDKAZ		185-5654	4	MDKAW, MDKAZ
2			O'Ring	14			Spring, Plunger
	185-5643	3	MDKAV		185-5652	3	MDKAV
	185-5643	4	MDKAW, MDKAZ		185-5652	4	MDKAW, MDKAZ
3			Gasket, Delivery Valve	15			Seat, Spring Upper
	185-5641	3	MDKAV		185-5653	3	MDKAV
	185-5641	4	MDKAW, MDKAZ		185-5653	4	MDKAW, MDKAZ
4			Spring, Delivery Valve	16			Sleeve, Control
	185-5640	3	MDKAV		185-5659	3	MDKAV
	185-5640	4	MDKAW, MDKAZ		185-5659	4	MDKAW, MDKAZ
5			Valve, Delivery	17			Pin, Clamp
	185-5639	3	MDKAV		185-6707	1	MDKAV
	185-5639	4	MDKAW, MDKAZ		185-6589	1	MDKAW, MDKAZ
6			Flange, Sleeve	18			Pin, Tappet Guide
	185-5644	3	MDKAV		185-5650	3	MDKAV
	185-5644	4	MDKAW, MDKAZ		185-5650	4	MDKAW, MDKAZ
7			Pin, Joint	19			Screw, Countersunk Head
	185-5645	3	MDKAV		185-5658	4	MDKAV
	185-5645	4	MDKAW, MDKAZ		185-5658	5	MDKAW, MDKAZ
8			O'Ring	20			Plate
	185-5646	6	MDKAV		185-6886	1	MDKAV
	185-5646	8	MDKAW, MDKAZ		185-7251	1	MDKAW, MDKAZ
9			Plunger, Pump	21	185-6885	1	Rack, Control
	185-6884	3	MDKAV	22	185-5661	2	Gasket
	185-6884	4	MDKAW, MDKAZ	23	185-6887	1	Bolt, Joint
10			Screw	24	185-5663	1	Gasket
	185-5647	6	MDKAV	25	185-5662	1	Screw, Air Bleed
	185-5647	8	MDKAW, MDKAZ	26	185-5820	1	Gasket (MDKAV)
11			Tappet	27	185-6888	1	Plug (MDKAV)
	185-5649	3	MDKAV				
	185-5649	4	MDKAW, MDKAZ				

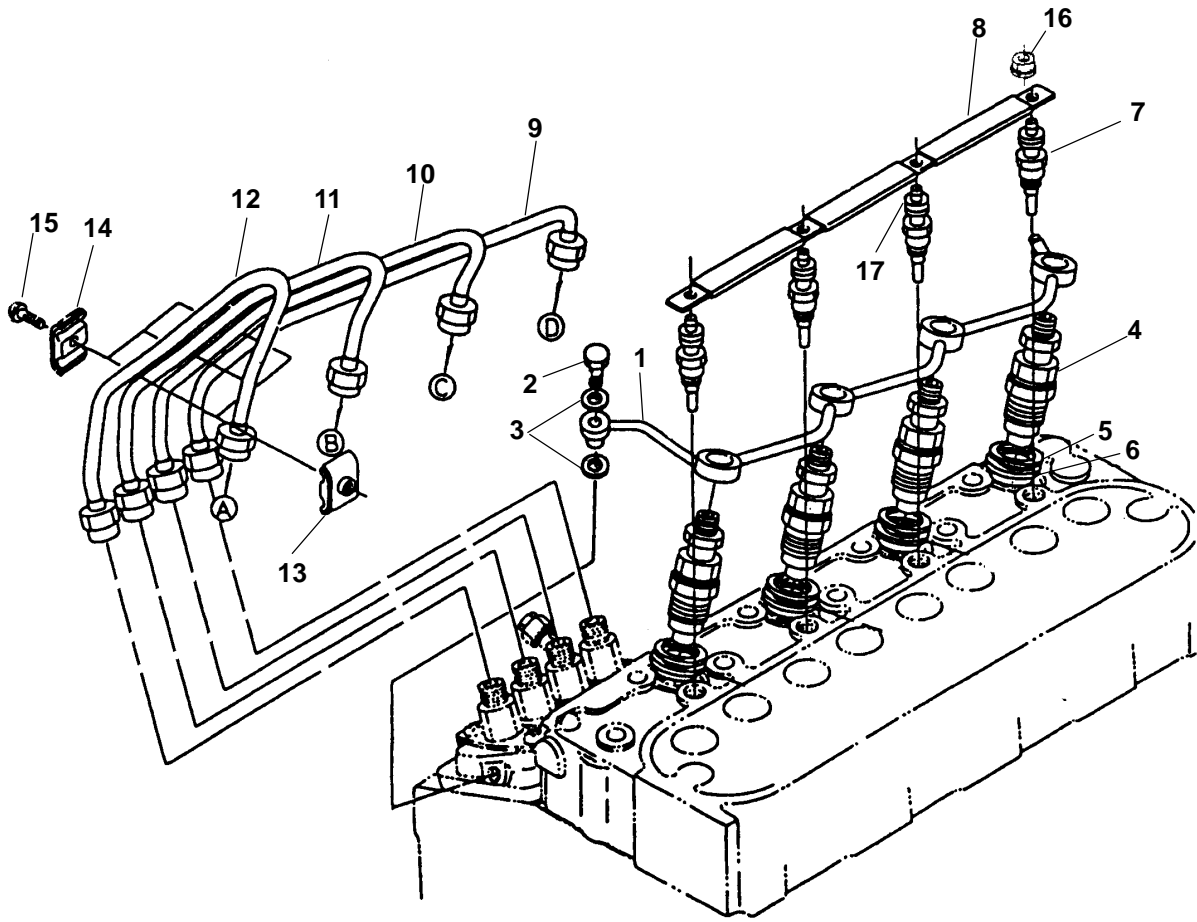
Cylinder Head



REF NO.	PART NO.	QTY. USED	PART DESCRIPTION	REF NO.	PART NO.	QTY. USED	PART DESCRIPTION
1			Head Assy, Cylinder (Includes Parts Marked *)	11	185-2095	1	O'Ring (Spec A)
	185-7374	1	MDKAV	12			Gasket, Cylinder Head MDKAV
	185-6747	1	MDKAW		185-7373	1	Spec A
	185-7303	1	MDKAZ		110-3966	1	Begin Spec C MDKAW
2	185-2188	2	*Plug		185-6478	1	Spec A
3	185-2411	1	*Cap, Sealing		110-3967	1	Begin Spec C MDKAZ
4	185-2413	3	*Cap, Sealing		185-7304	1	Spec A
5			*Guide, Exhaust Valve		110-3965	1	Begin Spec C
	185-6476	4	Spec A	13	403-4284-04	1	Bracket, Lifting
	110-3961	4	Begin Spec C	14	526-0399-60	2	Washer, Flat (M8)
6			*Guide, Inlet Valve	15	800-3017-18	2	Screw, Hex Head Cap (M8 x 1.25 x 16mm)
	185-6475	4	Spec A				
	110-3960	4	Begin Spec C				
7	185-6477	16	Bolt, Cylinder Head				
8	185-5502	1	Plug (MDKAW, MDKAZ Spec A)				
9	185-6479	2	Bolt, Cylinder Head				
10	185-7375	1	Chamber, Combustion (MDKAV Spec A)				

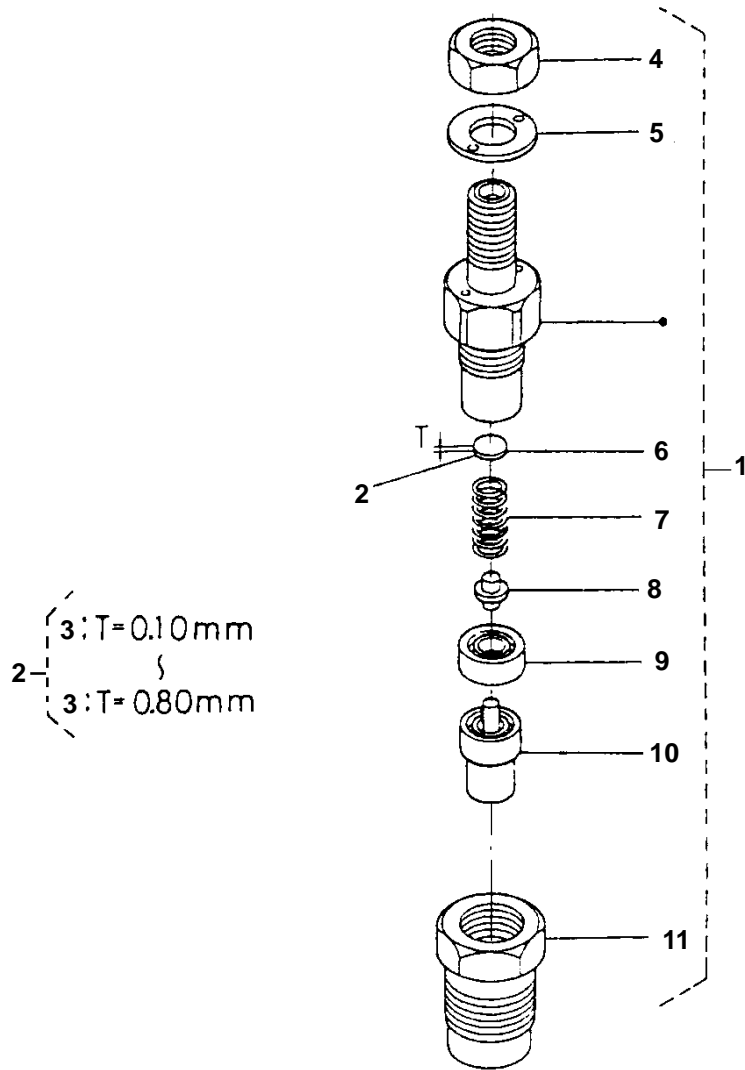
* - Parts Included in Cylinder Head Assy.

Nozzle Holder and Glow Plug



REF NO.	PART NO.	QTY. USED	PART DESCRIPTION	REF NO.	PART NO.	QTY. USED	PART DESCRIPTION
1	185-7106	1	Pipe, Overflow	8	185-6899	1	Cord, Glow Plug
	185-7265	1	MDKAV		185-6624	1	MDKAV
2	185-7082	1	MDKAW, MDKAZ	9	185-7266	1	MDKAW, MDKAZ
3	185-2284	2	Screw, Air Bleeder	10	185-6621	1	Pipe, Injection
4			Gasket	11	185-6751	1	Pipe, Injection
			Holder Assy, Nozzle (See Separate Page for Components)	12	185-6750	1	Pipe, Injection
	185-6740	3		13			Clamp, Pipe
	185-6740	4	MDKAV		185-5612	2	MDKAV
5			Gasket		185-5612	3	MDKAW, MDKAZ
	185-5337	3		14			Clamp, Pipe
	185-5337	4	MDKAV		185-2345	2	MDKAV
6			Seal, Heat		185-2345	3	MDKAW, MDKAZ
	185-5985	3		15			Screw, Washer Head
	185-5985	4	MDKAV		185-2385	2	MDKAV
7			Plug, Glow		185-2385	3	MDKAW, MDKAZ
			MDKAV	16			Nut, Flange
	185-5421	3	12V		185-5615	3	MDKAV
	185-7107	3	24V		185-5615	4	MDKAW, MDKAZ
			MDKAW, MDKAZ	17			Washer, Plain
	185-5421	4	12V		185-7004	3	MDKAV
	185-7268	4	24V		185-7004	4	MDKAW, MDKAZ

Nozzle Holder Components

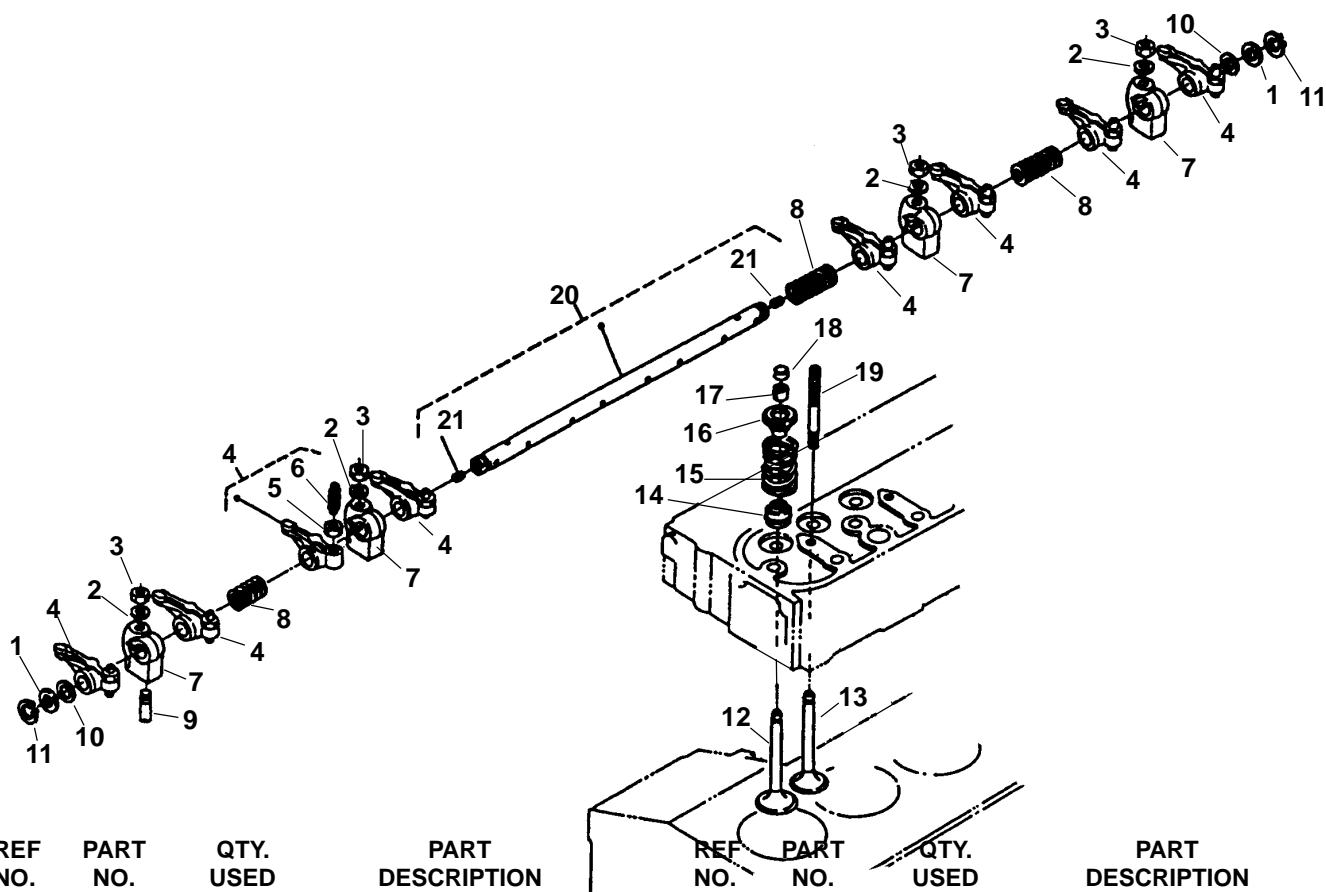


Nozzle Holder Components

REF NO.	PART NO.	QTY USED	PART DESCRIPTION	REF NO.	PART NO.	QTY USED	PART DESCRIPTION
1			Holder Assy, Nozzle (Includes Parts Marked *)	4			*Nut
	185-6740	3	MDKAV		185-6900	3	MDKAV
	185-6740	4	MDKAW, MDKAZ		185-6900	4	MDKAW, MDKAZ
2			*Washer Assy, Adjust (Includes Adjusting Washers)	5			*Washer, Plain
	185-6908	3	MDKAV		185-6906	3	MDKAV
	185-6908	4	MDKAW, MDKAZ		185-6906	4	MDKAW, MDKAZ
3			Washer, Adjusting	6			*Washer, Adjusting
			MDKAV		185-6901	3	MDKAV
	185-6909	3	.10mm		185-6901	4	MDKAW, MDKAZ
	185-6910	3	.20mm	7			*Spring, Nozzle
	185-6911	3	.30mm		185-6902	3	MDKAV
	185-6912	3	.40mm		185-6902	4	MDKAW, MDKAZ
	185-6913	3	.50mm	8			*Rod, Push
	185-6914	3	.52mm		185-6904	3	MDKAV
	185-6915	3	.54mm		185-6904	4	MDKAW, MDKAZ
	185-6916	3	.56mm	9			*Piece, Distance
	185-6917	3	.58mm		185-6903	3	MDKAV
	185-6918	3	.80mm		185-6903	4	MDKAW, MDKAZ
			MDKAW, MDKAZ	10			*Piece, Nozzle
	185-6909	4	.10mm		185-6907	3	MDKAV
	185-6910	4	.20mm		185-6907	4	MDKAW, MDKAZ
	185-6911	4	.30mm	11			*Nut, Nozzle*
	185-6912	4	.40mm		185-6905	3	MDKAV
	185-6913	4	.50mm		185-6905	4	MDKAW, MDKAZ
	185-6914	4	.52mm				
	185-6915	4	.54mm				
	185-6916	4	.56mm				
	185-6917	4	.58mm				
	185-6918	4	.80mm				

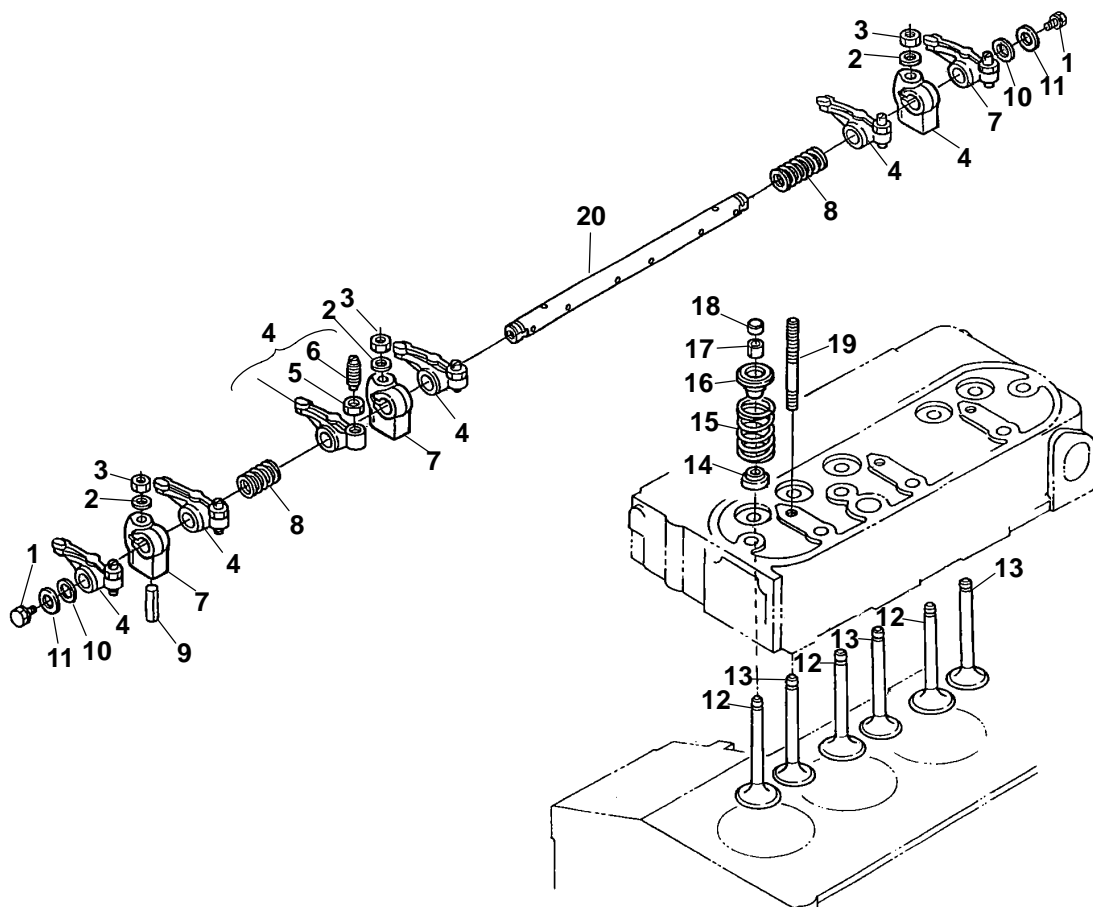
* - Parts Included in Nozzle Holder Assy.

Valve and Rocker Arm Spec A



REF NO.	PART NO.	QTY. USED	PART DESCRIPTION	REF NO.	PART NO.	QTY. USED	PART DESCRIPTION
1	185-6690	2	Washer, Rocker Arm Shaft	13			Valve, Exhaust
2	185-2184	3	Washer, Plain		185-6682	3	MDKAV
	185-2184	4	MDKAW, MDKAZ		185-6682	4	MDKAW, MDKAZ
3			Nut	14			Seal, Valve Stem
	185-2179	3	MDKAV		185-7300	6	MDKAV
	185-2179	4	MDKAW, MDKAZ		185-7300	8	MDKAW, MDKAZ
4			Arm Assy, Rocker (Includes Screw and Nut)	15			Spring, Valve
	185-6693	6	MDKAV		185-6683	6	MDKAV
	185-6693	8	MDKAW, MDKAZ		185-6683	8	MDKAW, MDKAZ
5			Nut	16			Retainer, Valve Spring
	185-6695	6	MDKAV		185-2076	6	MDKAV
	185-6695	8	MDKAW, MDKAZ		185-2076	8	MDKAW, MDKAZ
6			Screw, Adjusting	17			Collet, Valve Spring
	185-6694	6	MDKAV		110-3827	6	MDKAV
	185-6694	8	MDKAW, MDKAZ		110-3827	8	MDKAW, MDKAZ
7			Bracket, Rocker Arm	18			Cap, Valve
	185-6687	3	MDKAV		185-2080	6	MDKAV
	185-6687	4	MDKAW, MDKAZ		185-2080	8	MDKAW, MDKAZ
8			Spring, Rocker Arm	19			Stud
	185-6691	2	MDKAV		185-6688	3	MDKAV
	185-6691	3	MDKAW, MDKAZ		185-6688	4	MDKAW, MDKAZ
9	185-2072	1	Screw, Rocker Arm Set	20			Shaft Assy, Rocker Arm (Includes Screws)
10	185-6689	2	Washer, Rocker Arm Shaft		185-6923	1	MDKAV
11	185-6692	2	Circlip, External		185-6685	1	MDKAW, MDKAZ
12			Valve, Inlet	21	185-6686	2	Screw, Set
	185-6681	3	MDKAV				
	185-6681	4	MDKAW, MDKAZ				

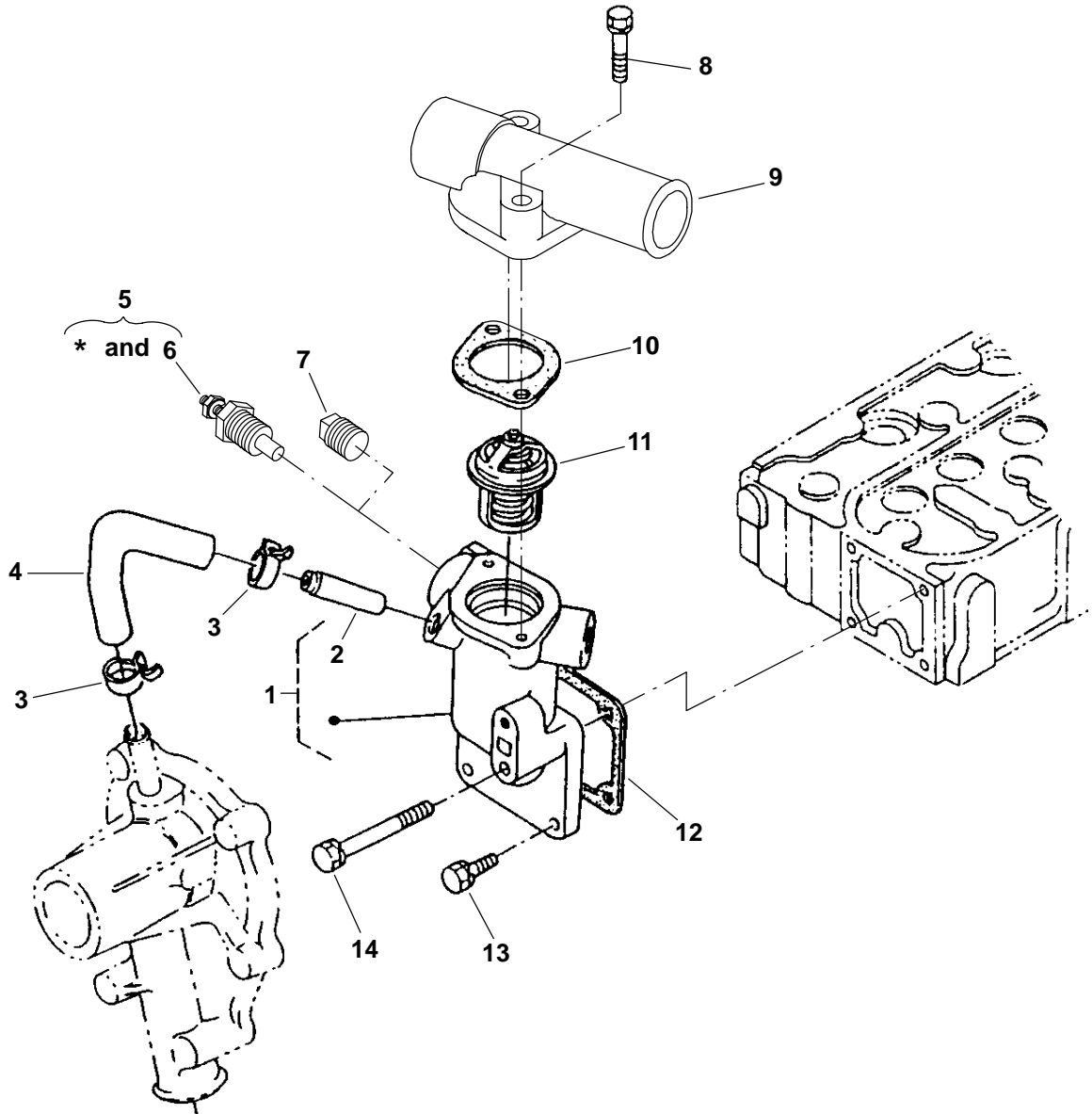
Valve and Rocker Arm Begin Spec C



REF NO.	PART NO.	QTY USED	PART DESCRIPTION	REF NO.	PART NO.	QTY USED	PART DESCRIPTION
1	185-7395	2	Bolt	12			Valve, Inlet
2			Washer, Plain	185-6681	3		MDKAV
	185-2184	3	MDKAV	185-6681	4		MDKAW, MDKAZ
	185-2184	4	MDKAW, MDKAZ	13			Valve, Exhaust
3			Nut	185-6682	3		MDKAV
	185-2179	3	MDKAV	185-6682	4		MDKAW, MDKAZ
	185-2179	4	MDKAW, MDKAZ	14			Seal, Valve Stem
4			Arm Assy, Rocker (Includes Screw and Nut)	185-7300	6		MDKAV
	185-6693	6	MDKAV	185-7300	8		MDKAW, MDKAZ
	185-6693	8	MDKAW, MDKAZ	15			Spring, Valve
5			Nut	185-6683	6		MDKAV
	185-6695	6	MDKAV	185-6683	8		MDKAW, MDKAZ
	185-6695	8	MDKAW, MDKAZ	16			Retainer, Spring
6			Screw, Adjusting	110-3959	6		MDKAV
	185-6694	6	MDKAV	110-3959	8		MDKAW, MDKAZ
	185-6694	8	MDKAW, MDKAZ	17			Collet, Valve Spring
7			Bracket, Rocker Arm	110-3827	6		MDKAV
	185-6687	3	MDKAV	110-3827	8		MDKAW, MDKAZ
	185-6687	4	MDKAW, MDKAZ	18			Cap, Valve
8			Spring, Rocker Arm	185-2080	6		MDKAV
	185-6691	2	MDKAV	185-2080	8		MDKAW, MDKAZ
	185-6691	3	MDKAW, MDKAZ	19			Stud
9	185-7441	1	Pin, Spring	185-6688	3		MDKAV
10	185-6689	2	Washer, Rocker Arm Shaft	185-6688	4		MDKAW, MDKAZ
11	185-2386	2	Bolt	20			Shaft, Rocker Arm
				185-7439	1		MDKAV
				115-0513	1		MDKAW, MDKAZ

“Blank Page”

Water Flange

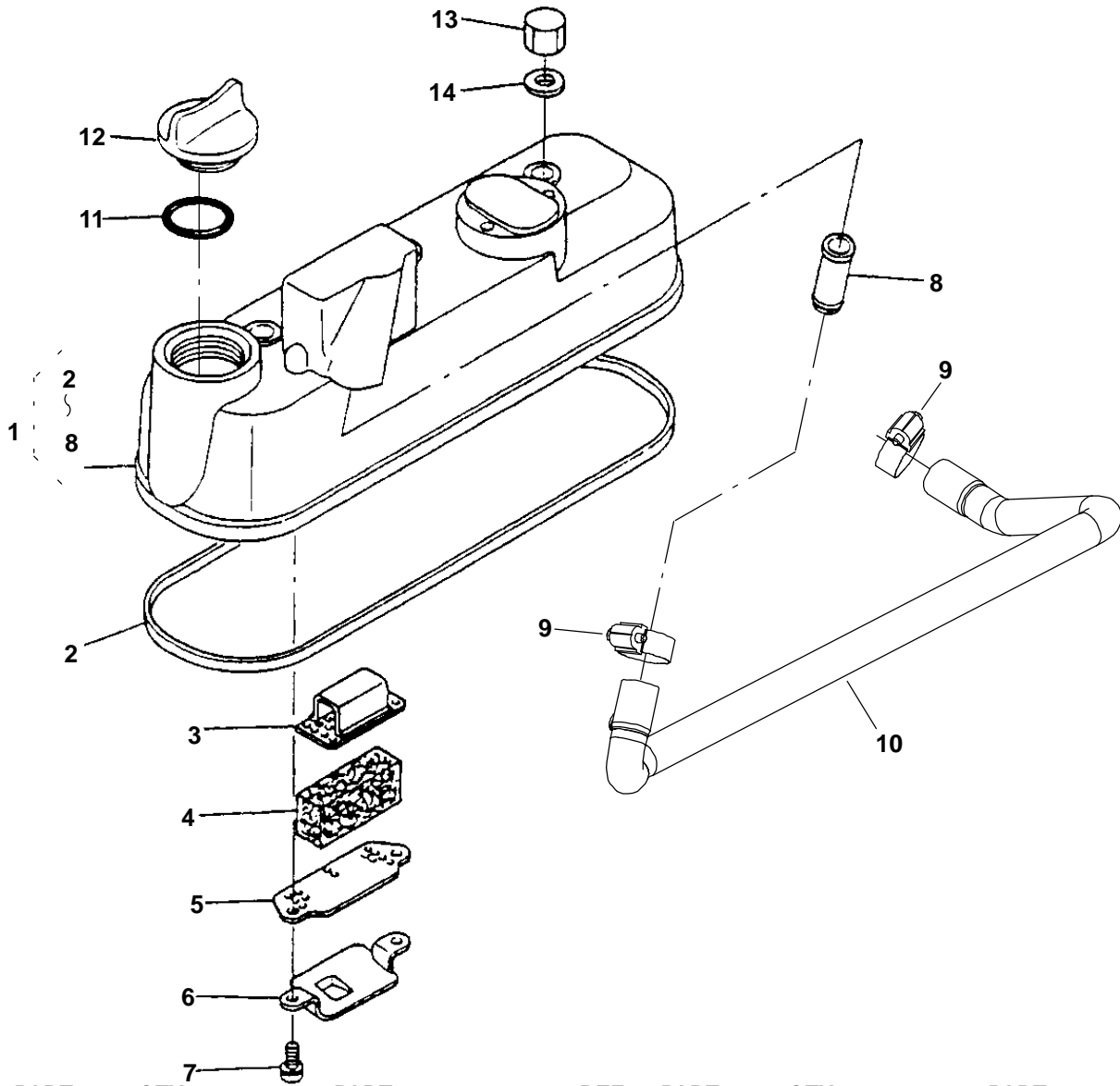


REF NO.	PART NO.	QTY. USED	PART DESCRIPTION	REF NO.	PART NO.	QTY. USED	PART DESCRIPTION
1	185-7297	1	Flange, Water (Includes Water Return Pipe)	7	185-5826	1	Plug
2	185-6445	1	Pipe, Water Return	8	185-6781	2	Bolt
3	185-6667	2	Band, Pipe	9	185-7298	1	Cover, Thermostat
4	185-6666	1	Pipe, Water Return	10	185-6004	1	Gasket, Thermostat
5			*Kit, Sender (Includes Water Temperature Sender)	11	185-6005	1	Thermostat
	300-5040	1	Negative Ground	12	185-6922	1	Gasket, Water Flange
	300-5041	1	Isolated Ground	13	185-2388	3	Bolt
6			Sender, Water Temperature (E2)	14	185-6665	1	Bolt
	193-0318	1	12 and 24V Negative Ground (B200,B201)				
	193-0457-01	1	+ 12V Isolated Ground (B380)				

* - Kit Also Includes Oil Pressure Sender Listed on Oil System Page.

+ - Sender Included in Isolated Ground Kit Listed on Isolated Ground Page.

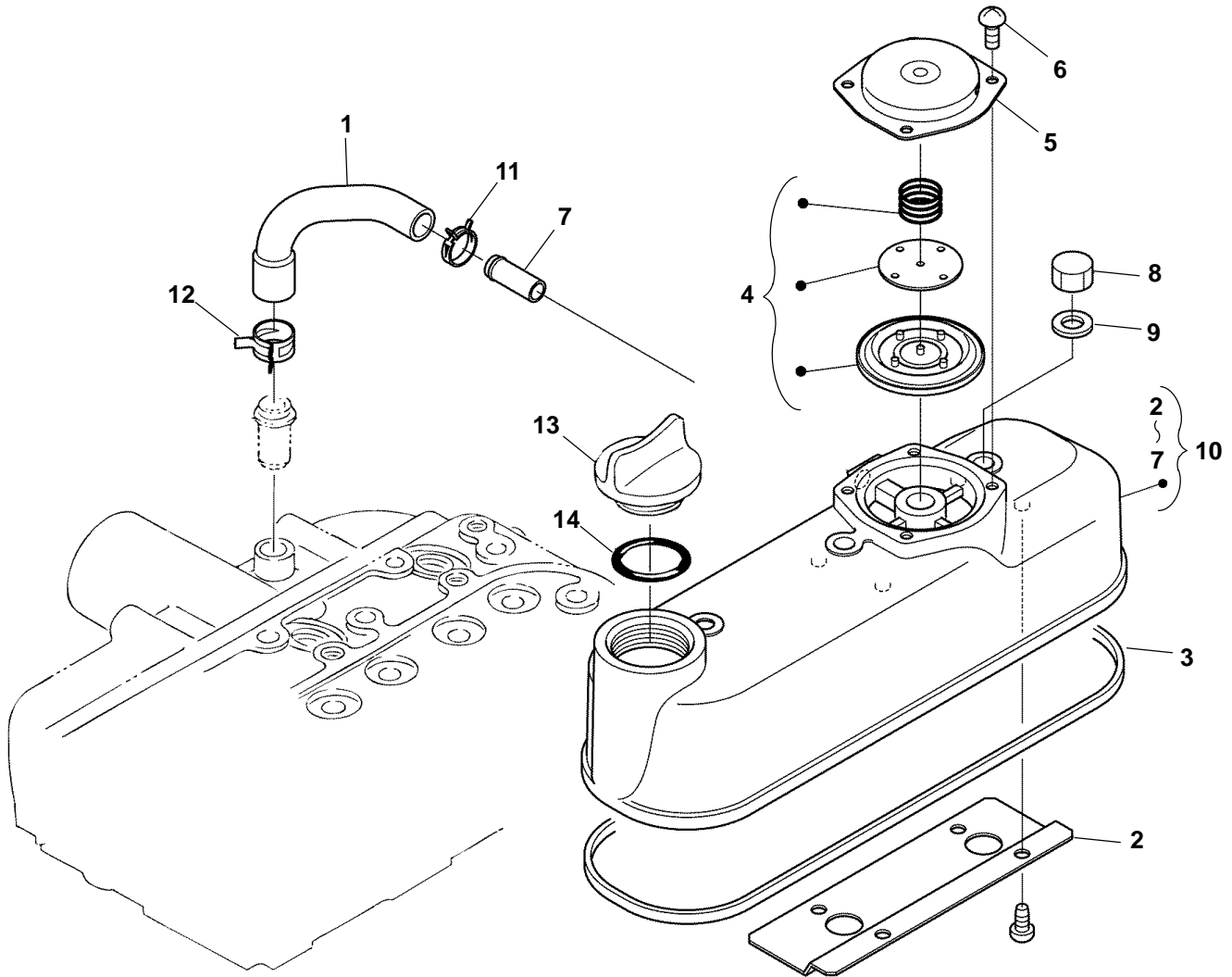
Cylinder Head Cover Spec A



REF NO.	PART NO.	QTY. USED	PART DESCRIPTION	REF NO.	PART NO.	QTY. USED	PART DESCRIPTION
1			Cover Assy, Cylinder Head (Includes Parts Marked *)	11			O'Ring
	185-6867	1	MDKAV		185-2349	1	MDKAV
	185-6497	1	MDKAW, MDKAZ		185-2349	2	MDKAW, MDKAZ
2			*Gasket, Cylinder Head Cover	12			Cover, Oil Fill
	185-6868	1	MDKAV		185-5407	1	MDKAV
	185-6498	1	MDKAW, MDKAZ		185-5407	2	MDKAW, MDKAZ
3	185-6501	1	*Plate, Upper Breather Element	13			Nut, Cap
4	185-6721	1	*Element, Breather		185-6394	3	MDKAV
5	185-6500	1	*Plate, Lower Breather Element		185-6394	4	MDKAW, MDKAZ
6	185-6503	1	*Shield, Breather Oil	14			Gasket
7	185-2384	2	*Screw, Washer Head		185-2291	3	MDKAV
8	185-6499	1	*Joint, Breather Pipe		185-2291	4	MDKAW, MDKAZ
9	503-0976	2	Clamp, Hose				
10			Hose, Breather				
	503-2070	1	MDKAV				
	503-2087	1	MDKAW, MDKAZ				

* - Parts Included in Cylinder Head Cover Assy.

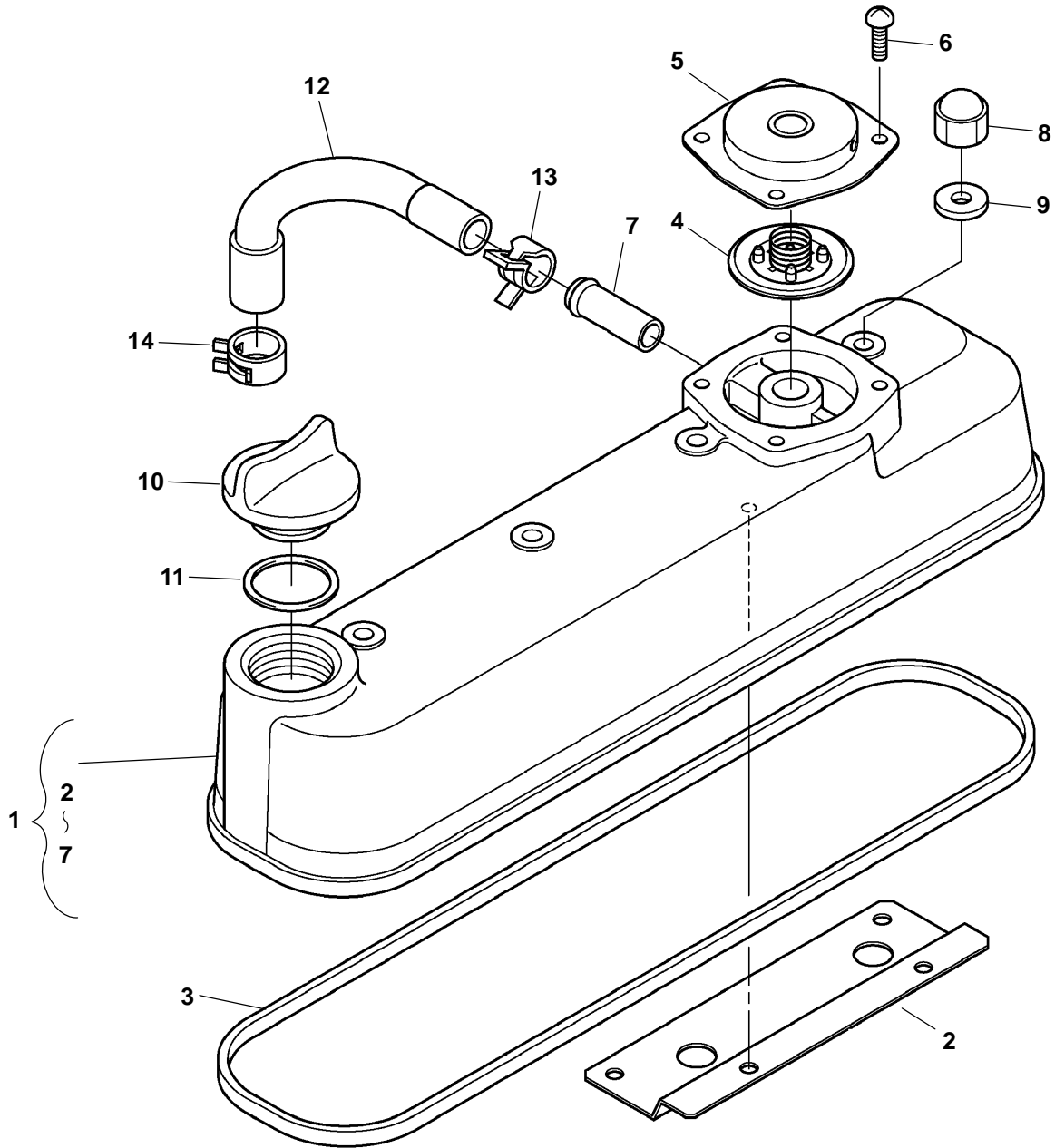
Cylinder Head Cover MDKAV Begin Spec C



REF NO.	PART NO.	QTY USED	PART DESCRIPTION	REF NO.	PART NO.	QTY USED	PART DESCRIPTION
1	115-0512	1	Cover Assy, Cylinder Head (Includes Parts Marked *)	9	185-2291	3	Gasket
2	123-2298	1	Shield, Breather	10	123-2297	1	Tub, Breather
3	185-6868	1	*Gasket, Cylinder Head Cover	11	503-2709	1	Clamp, Hose
4	123-2296	1	*Comp. Valve, Breather	12	503-2708	1	Clamp, Hose
5	123-2295	1	*Cover, Breather	13	123-2299	1	Plug, Oil Filler
6	185-3055	4	*Screw, Pan Head	14	185-7426	1	O' Ring
7	185-6103	1	*Pipe, Water Return				
8	185-6394	3	*Nut				

* - Parts Included in Cylinder Head Cover Assy.

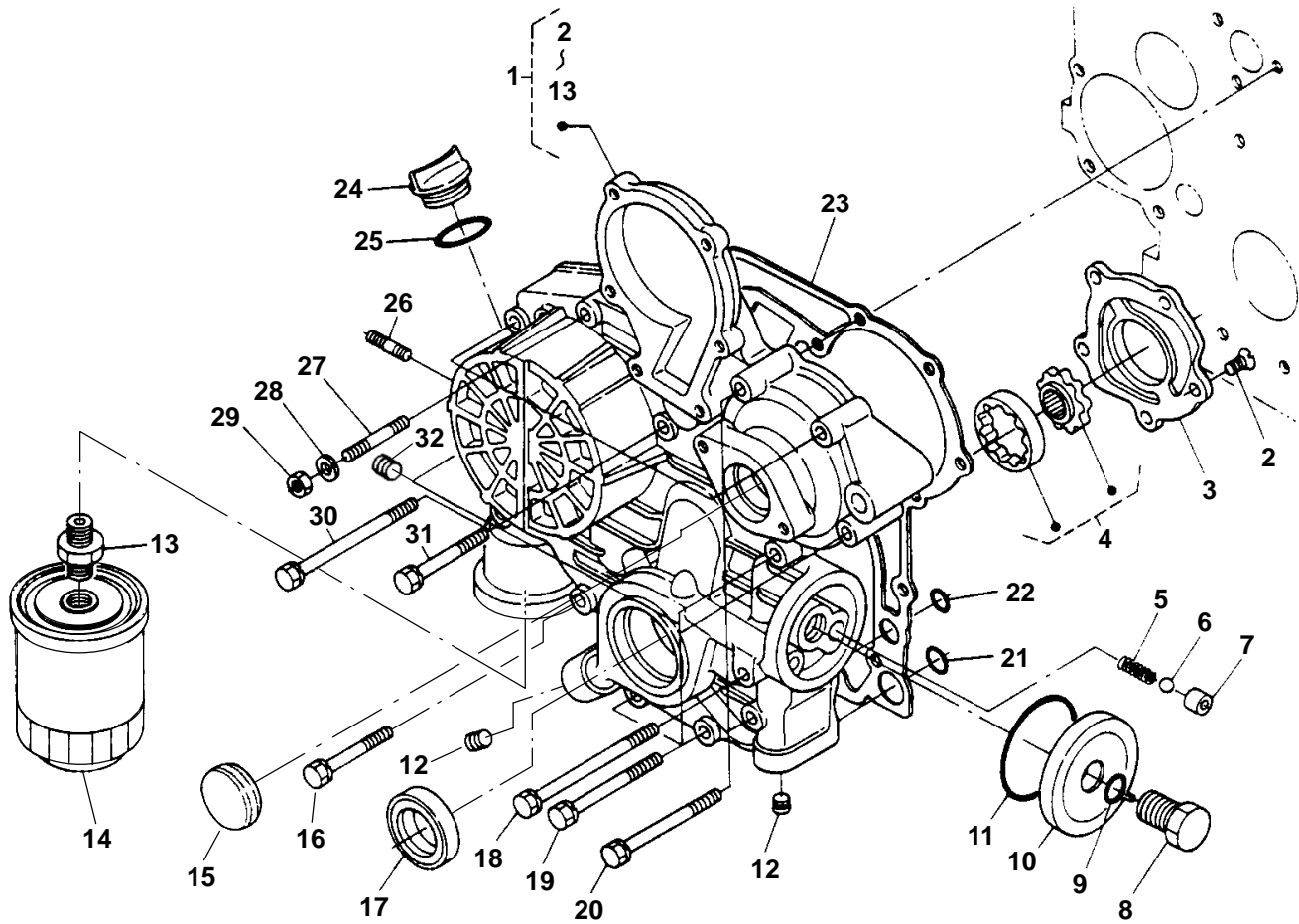
Cylinder Head Cover MDKAW, MDKAZ Begin Spec C



REF NO.	PART NO.	QTY USED	PART DESCRIPTION	REF NO.	PART NO.	QTY USED	PART DESCRIPTION
1	115-0514	1	Cover Assy, Cylinder Head (Includes Parts Marked *)	9	185-2291	3	Gasket
2	123-2298	1	Shield, Breather	10	123-2299	1	Plug, Oil Filler
3	185-6498	1	*Gasket, Cylinder Head Cover	11	185-7426	1	O' Ring
4	123-2296	1	*Comp. Valve, Breather	12	123-2297	1	Tub, Breather
5	123-2295	1	*Cover, Breather	13	503-2709	1	Clamp, Hose
6	185-3055	4	*Screw, Pan Head	14	503-2708	1	Clamp, Hose
7	185-6103	1	*Pipe, Water Return				
8	185-6394	3	*Nut				

* - Parts Included in Cylinder Head Cover Assy.

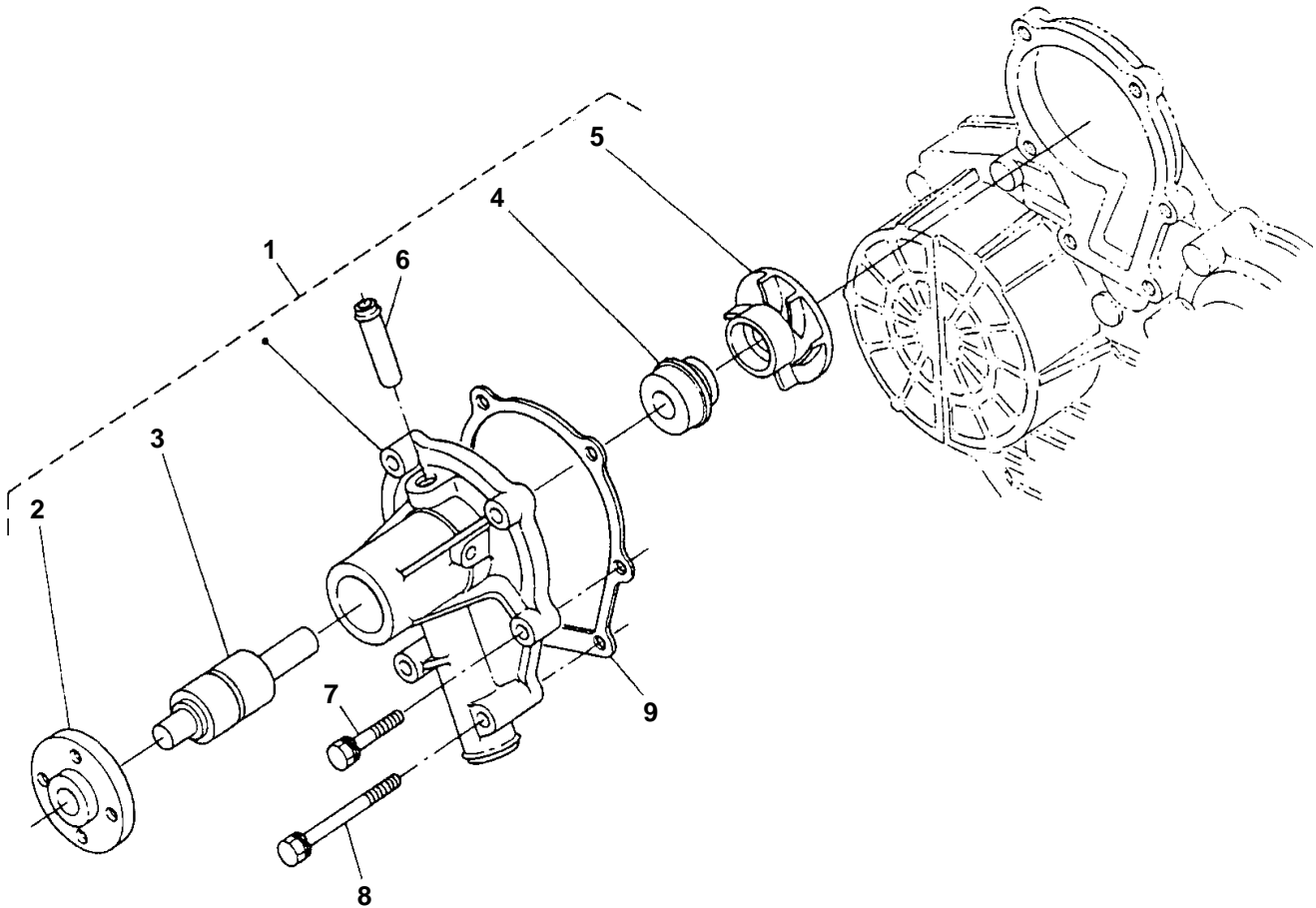
Gearcase



REF NO.	PART NO.	QTY. USED	PART DESCRIPTION	REF NO.	PART NO.	QTY. USED	PART DESCRIPTION
1			Gearcase Assy (Includes Parts Marked *)	19	185-7069	4	Bolt
	185-6480	1	Spec A	20	185-6665	2	Bolt
	103-0834	1	Begin Spec C MDKAV	21	185-5869	2	O'Ring (Spec A)
	103-0835	1	Begin Spec C	22	185-3080	2	O'Ring (Spec A)
			MDKAW, MDKAZ	23	185-6863	1	Gasket, Gearcase
2	185-6487	5	*Screw, Countersunk Head	24	185-5407	1	Cover, Oil Fill
3	185-6486	1	*Cover, Oil Pump		123-2299	1	Spec A
4	185-6485	1	*Rotor, Oil Pump			1	Begin Spec C MDKAV
5	185-6482	1	*Spring	25		1	O'Ring
6	185-6484	1	*Ball		185-2349	1	Spec A
7	185-6483	1	*Seat, Valve		185-2349	1	Begin Spec C MDKAV
8	185-5742	1	*Bolt	26		1	Stud
9	185-5869	1	*O'Ring		185-2359	1	Spec A
10	185-5741	1	*Cover		185-7425	1	Begin Spec C
11	185-5743	1	*O'Ring	27		1	Stud
12	185-6481	5	*Plug		185-6493	2	Spec A
13	185-2124	1	*Fitting, Connector		185-7423	2	Begin Spec C
14	185-5835	1	Filter, Oil	28	185-6759	1	Washer, Spring
15	185-7216	1	Plug	29	185-4255	1	Nut
16	185-6490	1	Bolt	30	185-6492	1	Bolt
17			Seal, Oil	31	185-5833	3	Bolt
	185-6864	1	MDKAV	32	505-2319	1	Plug (MDKAW, MDKAZ)
	185-6494	1	MDKAW, MDKAZ				
18	185-6491	2	Bolt				

* - Parts Included in Gearcase Assy.

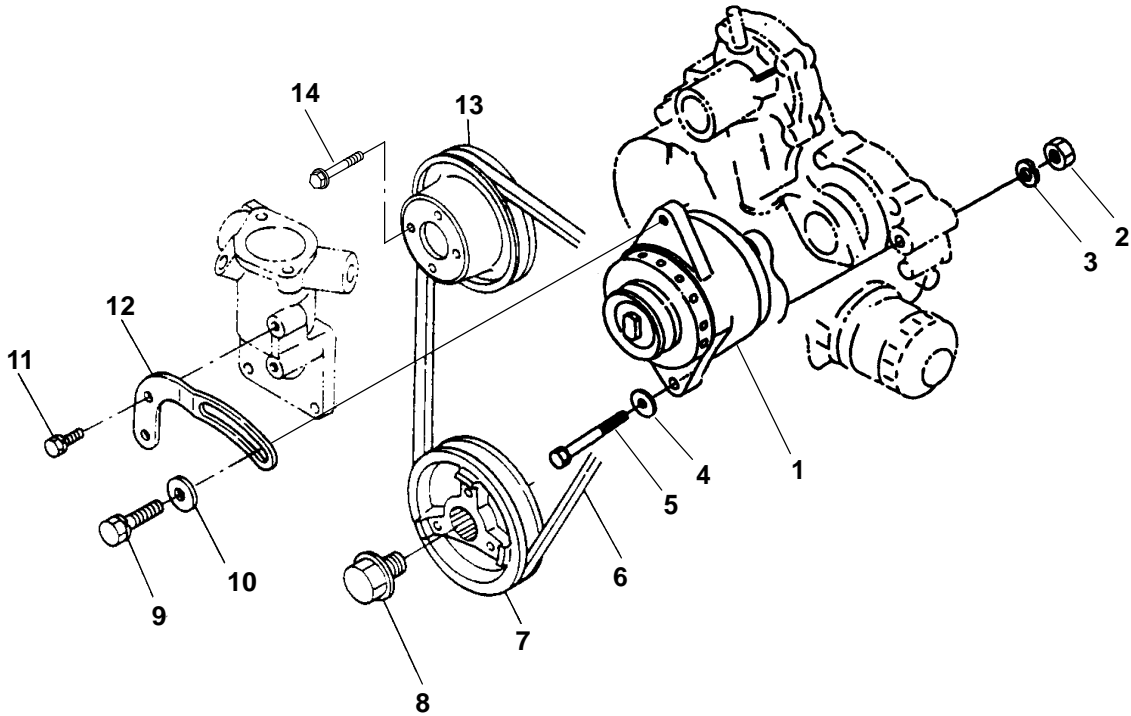
Captive Water Pump Components



REF NO.	PART NO.	QTY. USED	PART DESCRIPTION	REF NO.	PART NO.	QTY. USED	PART DESCRIPTION
1			Pump Assy, Water (Includes Parts Marked *)	5			*Impeller, Captive Water Pump
	185-6671	1	Spec A		185-6674	1	Spec A
	132-0462	1	Begin Spec C		132-0463	1	Begin Spec C
2	185-6672	1	*Flange, Pump Water	6	185-5719	1	*Pipe, Water Return
3			*Bearing	7	185-6677	4	Bolt
	185-6673	1	Spec A	8			Bolt
	510-0225	1	Begin Spec C		185-5745	2	Spec A
4			*Seal Assy, Mechanical		800-6368	2	Begin Spec C
	185-5714	1	Spec A	9	185-7299	1	Gasket, Water Pump
	509-0440	1	Begin Spec C				

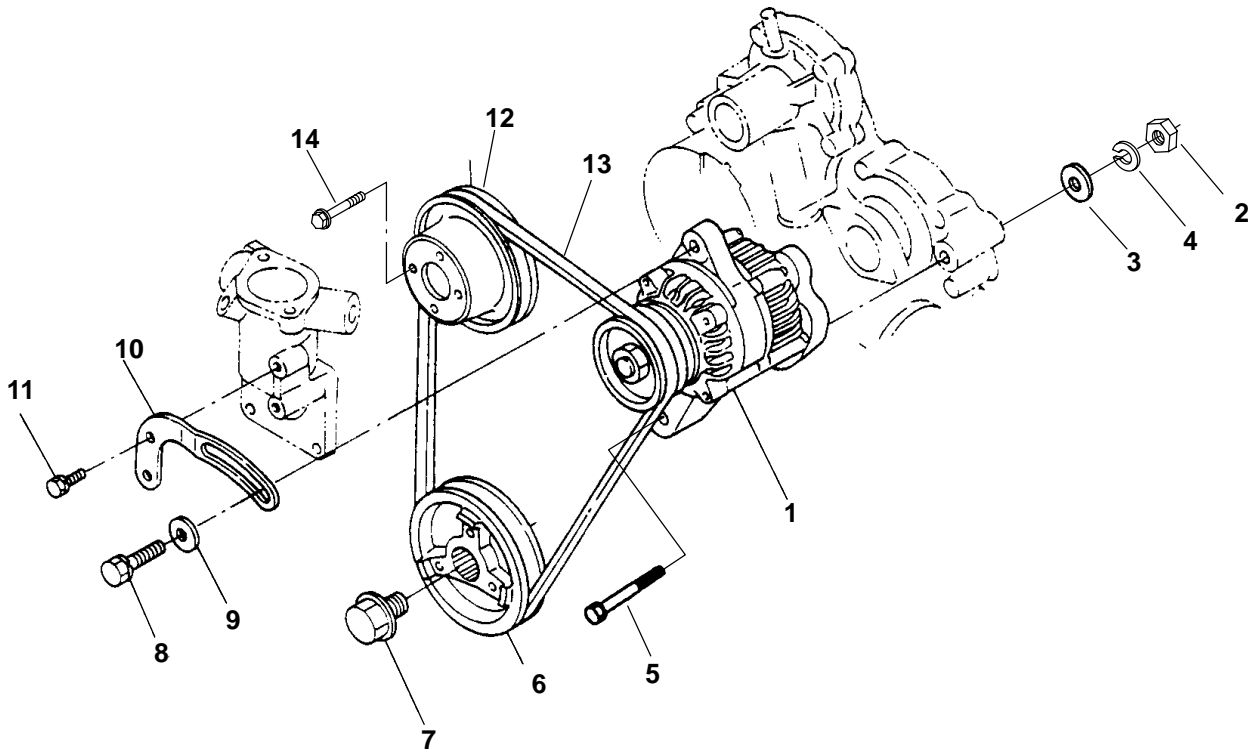
* - Parts Included in Water Pump Assy.

Alternator (12V)



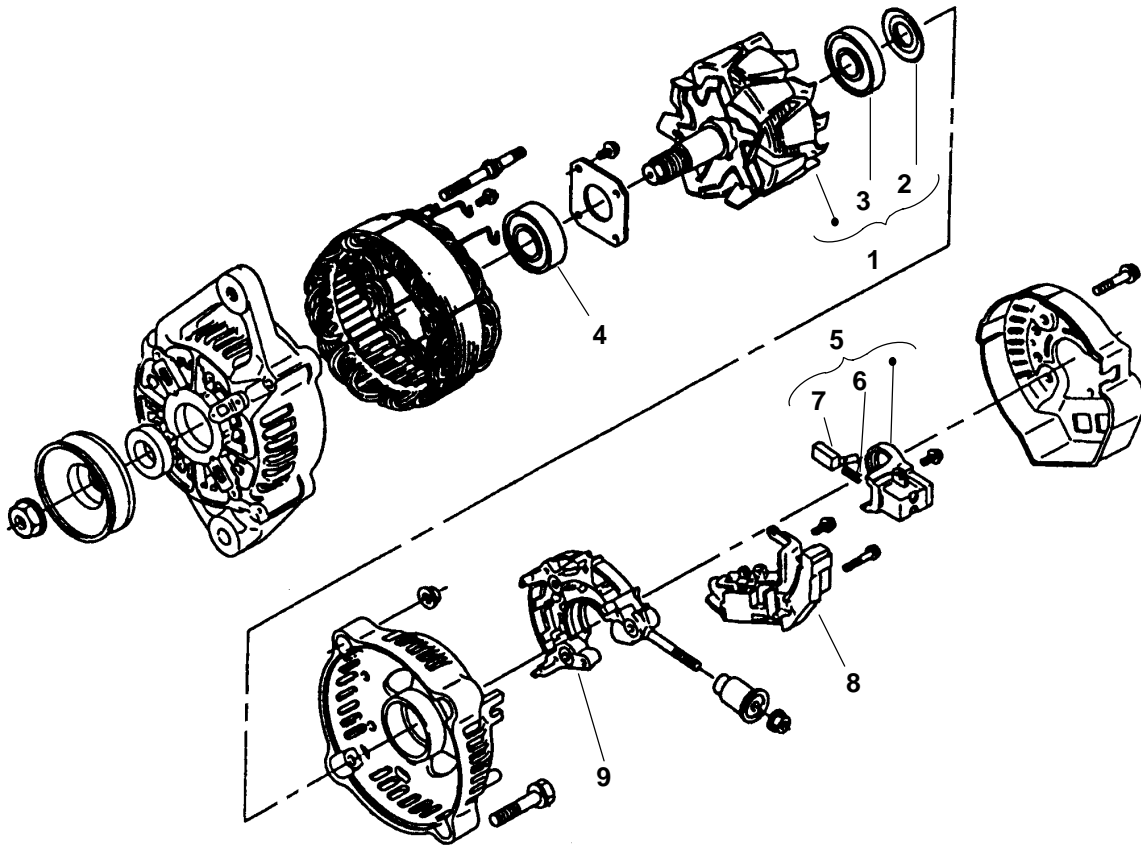
REF NO.	PART NO.	QTY. USED	PART DESCRIPTION	REF NO.	PART NO.	QTY. USED	PART DESCRIPTION
1	185-7269	1	Alternator (12V) (No Components Available)	8	185-6633	1	Bolt
2	185-5445	1	Nut	9	185-2564	1	Bolt
3	185-6785	1	Washer, Spring	10	185-6786	2	Washer, Plain
4	185-7272	1	Washer, Plain	11	185-2388	1	Bolt
5	185-7271	1	Bolt	12	185-7270	1	Stay, Alternator
6	185-6934	1	Belt, Fan (37.5")	13	185-6631	1	Pulley, Fan
7			Pulley, Fan Drive	14	185-2572	4	Bolt
	185-6933	1	MDKAV				
	185-7273	1	MDKAW, MDKAZ				

Alternator (24V)



REF NO.	PART NO.	QTY. USED	PART DESCRIPTION	REF NO.	PART NO.	QTY. USED	PART DESCRIPTION
1	185-7225	1	Alternator (24V)(See Separate Page for Components)	7	185-6633	1	Bolt
2	185-5445	1	Nut	8	185-2564	1	Bolt
3	185-6630	1	Washer, Plain	9	185-6786	1	Washer, Plain
4	185-6785	1	Washer, Spring	10	185-7226	1	Stay, Alternator
5	185-6629	1	Bolt	11	185-2388	1	Bolt
6	185-6933	1	Pulley, Fan Drive	12	185-6631	1	Pulley, Fan
	185-7273	1	MDKAV, MDKAZ	13	185-6934	1	Belt, Fan (37.5")
				14	185-2572	4	Bolt

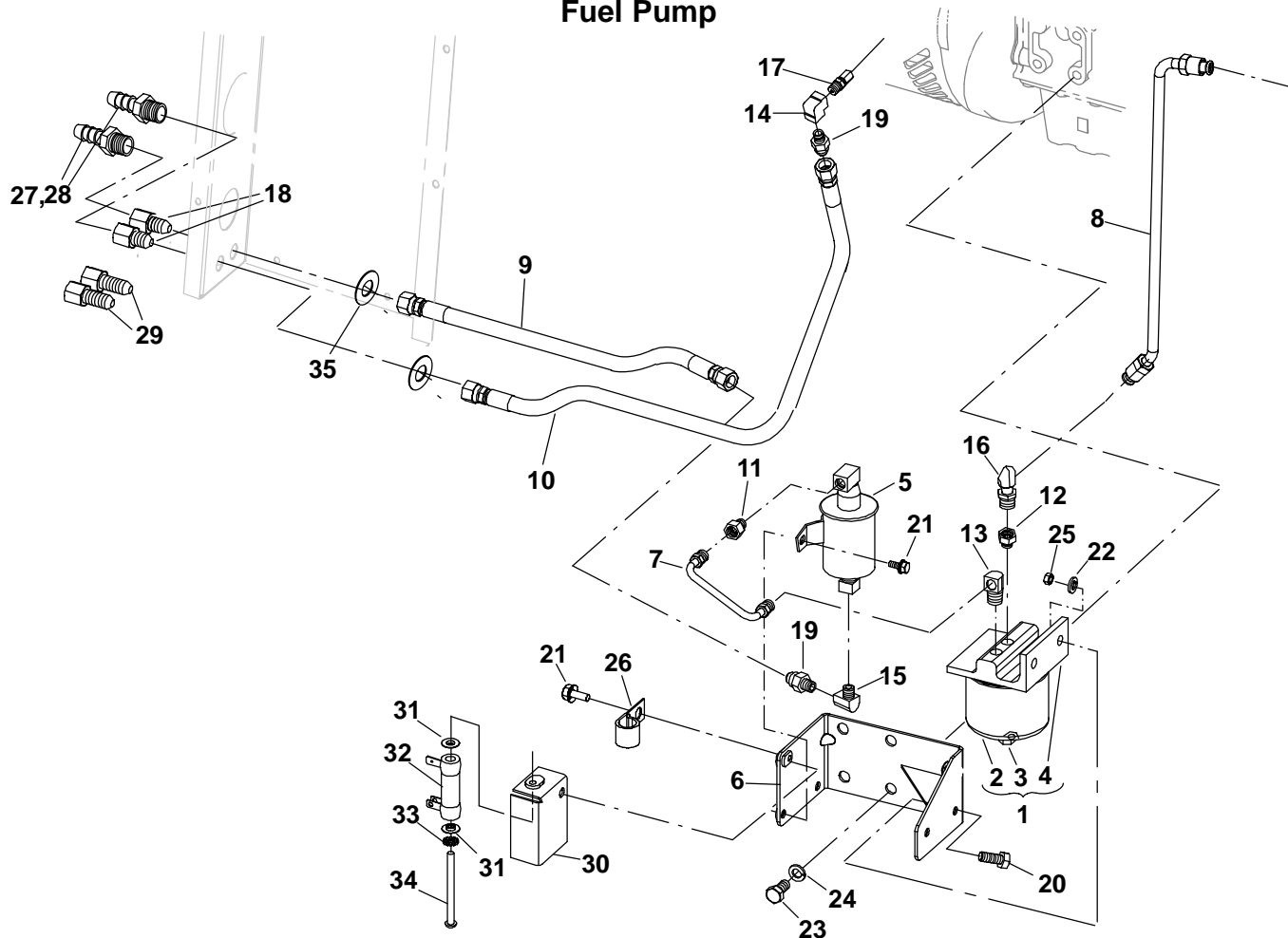
Alternator Components (24V)



REF NO.	PART NO.	QTY. USED	PART DESCRIPTION	REF NO.	PART NO.	QTY. USED	PART DESCRIPTION
	185-7225	1	Alternator	6	185-5784	2	Spring, Brush
1	185-7228	1	Rotor (Includes Cover and Bearing)	7	185-5783	2	Brush
2	185-5771	1	Cover, Bearing	8	185-6820	1	Regulator
3	185-7229	1	Bearing, Ball	9	185-6816	1	Rectifier Assy
4	185-5777	1	Bearing, Ball				
5	185-5782	1	Holder, Brush (Includes Brush and Spring)				

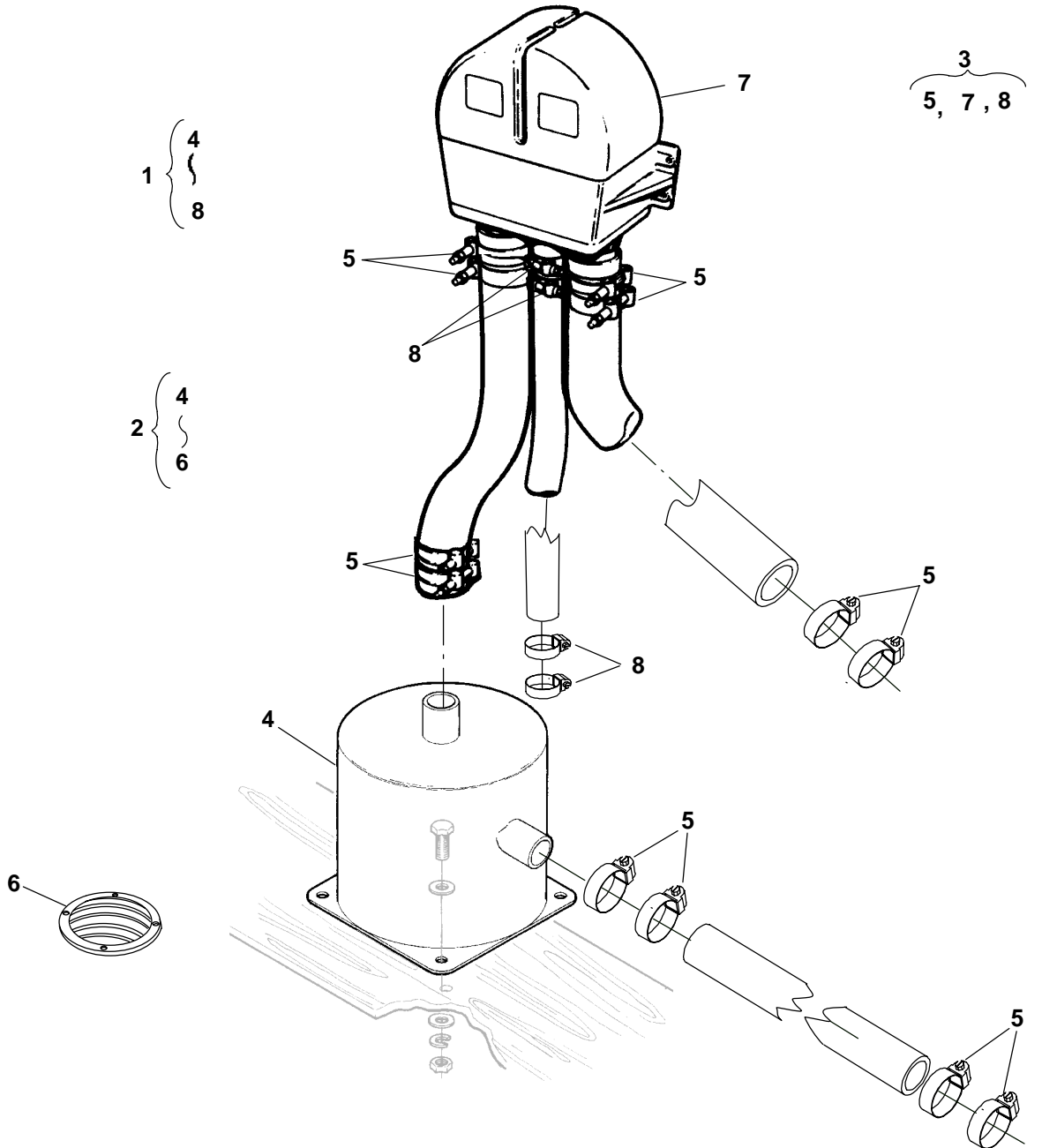
Note: Parts not Identified are Not For Sale.

Fuel Pump



REF NO.	PART NO.	QTY. USED	PART DESCRIPTION	REF NO.	PART NO.	QTY. USED	PART DESCRIPTION
	149-2612	1	Kit, Adapter Fitting (Includes Parts Marked ^)	17	502-1245	1	Adapter, Pipe
	149-2654	1	Kit, Fuel Adapter (Includes Parts Marked %)	18	505-1489	2	Connector, Female Bulkhead
	149-2655	1	Kit, Fuel Adapter (Includes Parts Marked #)	19	505-1490	1	*Connector, Male
	149-2599	1	Assy, Pump (Includes Parts Marked *)	20	800-3017-19	2	*Screw, Hex Head Cap (M8 x 1.25 x 20mm)
1	149-2100	1	*Filter Assy, Fuel (Includes Parts Marked +)	21	821-6002-02	2	*Screw, Hex Head Sems (M6 x 1 x 12mm)
2	149-2106	1	+Element	22	850-0114-55	2	*Washer, Lock (M8)
3	502-0028	1	+Plug, Drain	23	800-3030	3	Screw, Hex Head Cap (M10 x 1.25 x 20mm)
4	149-2235	1	+Base, Aluminum	24	850-0114-55	3	Washer, Lock (M10)
5	149-2331-01	1	*Pump, Fuel (E5)	25	862-0026-55	2	*Nut, Hex (M8)
6	149-2618-04	1	*Bracket, Mounting	26	518-0515	1	Clip, Hose
7	149-2601	1	*Line, Fuel (.25")	27	502-1162	2	#Connector, Barbed Hose (1/4-18 x 3/8")
8			*Line, Fuel Assy	28	502-0941	2	%Connector, Barbed Hose (1/4-18 x 5/16")
	501-0709	1	MDKAV	29	505-1485	2	^Adapter, Metric NPT
	501-0710	1	MDKAW, MDKAZ	30	304-0831-03	1	Bracket, Resistor (24V)
9	501-0672-04	1	Line, Fuel (28.5")	31	304-0796	2	Washer, Centering (24V)
10	501-0672-01	1	Line, Fuel (38.5")	32	350-1238	1	Resistor (24V)
11	502-0003	1	*Connector, Inverted Male	33	856-0003	1	Washer, EIT (#10)(24V)
12	502-0029	1	*Bushing, Reducer	34	813-0112	1	Screw, Round Head Machine (#10-32 x 2.5")(24V)
13	502-0041	1	*Elbow, Male	35	526-0406	2	Washer, Flat (M14)
14	502-0055	1	Elbow, Pipe				
15	502-0020-01	1	*Elbow, 90 Street				
16	502-0065	1	*Elbow, Inverted Male				

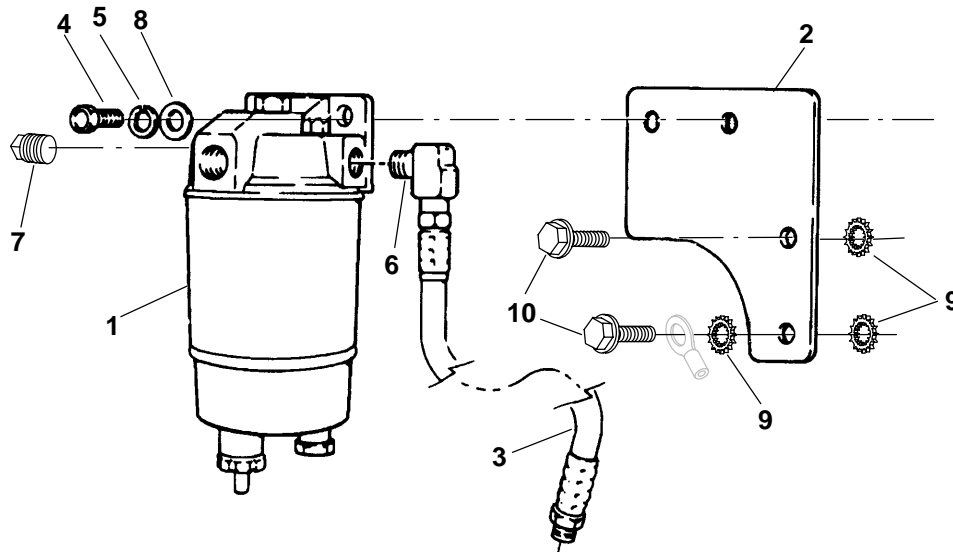
Water Separator/Muffler



REF NO.	PART NO.	QTY. USED	PART DESCRIPTION	REF NO.	PART NO.	QTY. USED	PART DESCRIPTION
1	155-3217	1	Kit, Muffler/Separator (Includes Parts Marked *)	7	155-1002	1	x*+Strainer, Slotted
2	155-2030	1	Kit, Muffler Marine (Includes Parts Marked +)	8	155-3218	1	*^Separator, Water (2")
3	155-3216	1	Kit, Water Separator (Includes Parts Marked ^)	9	503-1139	4	*^Clamp, Hose (1-1/2")
4	155-3147	1	Kit, Muffler Marine (Includes Parts Marked x)				
5	155-2029	1	*+Muffler, Marine				
6			Clamp, Hose (2")				
	503-1142	8	+ Muffler Kit				
	503-1142	4	^ Separator Kit				
	503-1142	10	* Muffler/Separator Kit				

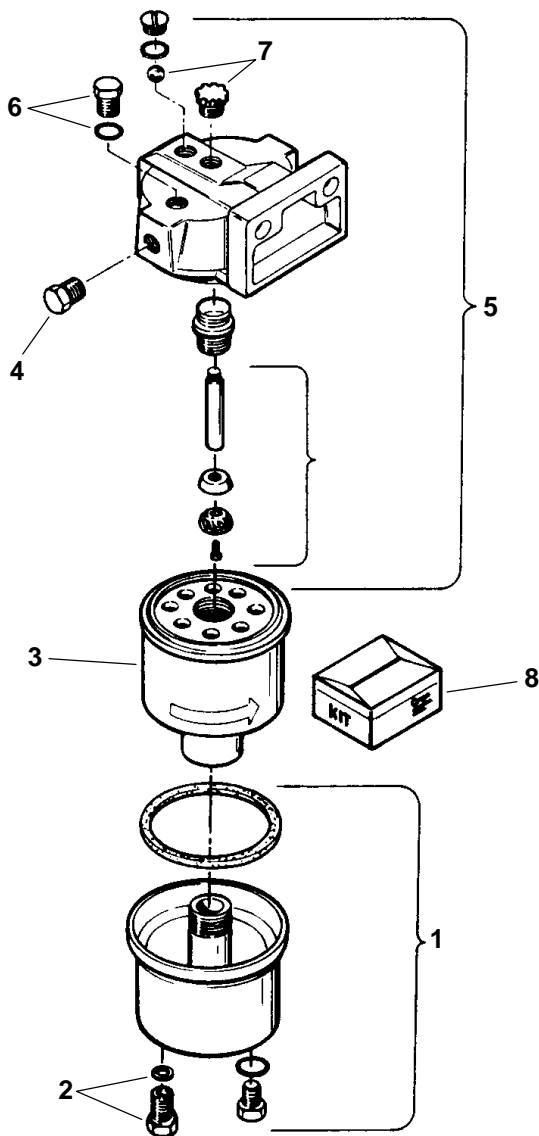
* - Parts Included in Muffler/Separator Kit.
 + - Parts Included in Muffler Kit.
 ^ - Parts Included in Water Separator Kit.

Remote Water Separator



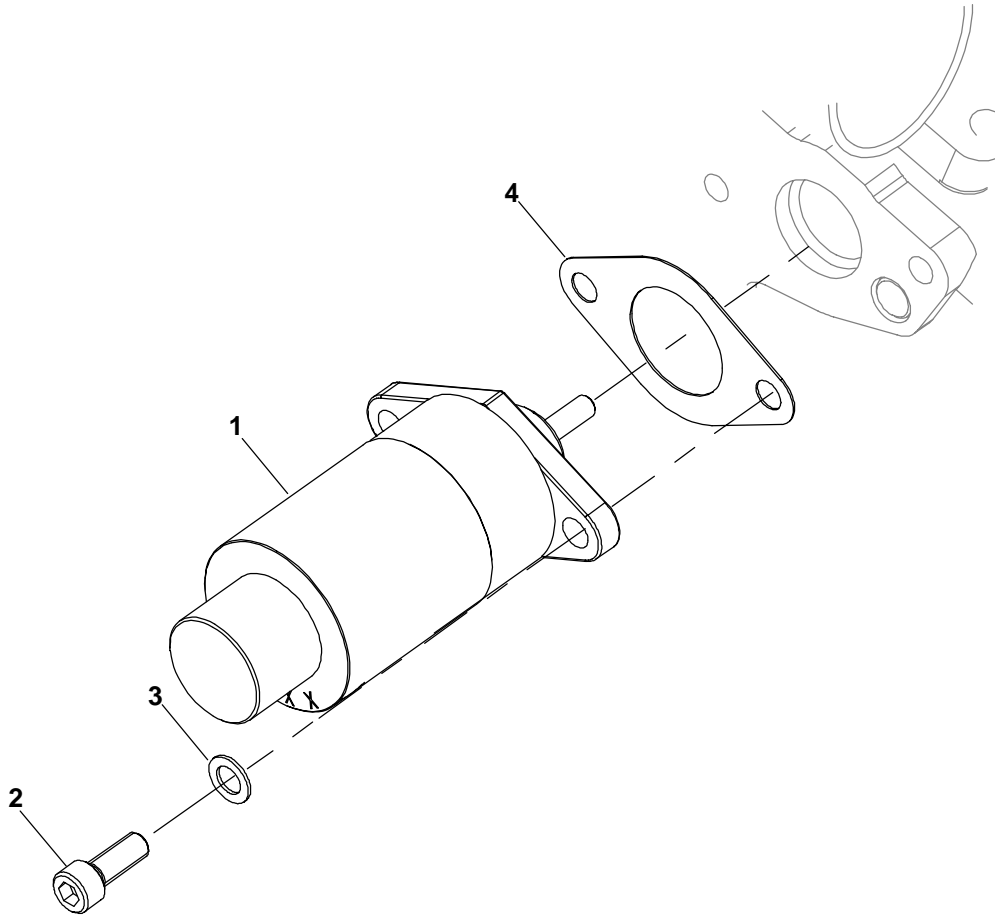
REF NO.	PART NO.	QTY. USED	PART DESCRIPTION	REF NO.	PART NO.	QTY. USED	PART DESCRIPTION
	149-2313	1	Kit, Remote Fuel/Water Separator	5	850-2008	2	Washer, Lock (M8)
1	149-1908-05	1	Separator, Fuel/Water (See Separate Page for Components)	6	502-0054	1	Elbow, Street 90° (1/4 NPT)
				7	502-0153	1	Plug, Hex Pipe (1/4 NPT)
				8	526-2100	2	Washer, Flat (M8)
2	149-2312	1	Bracket, Separator Mounting	9	856-0012	3	Washer, EIT (7/16")
3	501-0578	1	Line, Flex Fuel	10	800-2087	2	Screw, Hex Head Cap (M10 x 1.5 x 30mm)
4	800-2059	2	Screw, Hex Head Cap (M8 x 1.25 x 30mm)				

Remote Water Separator Components



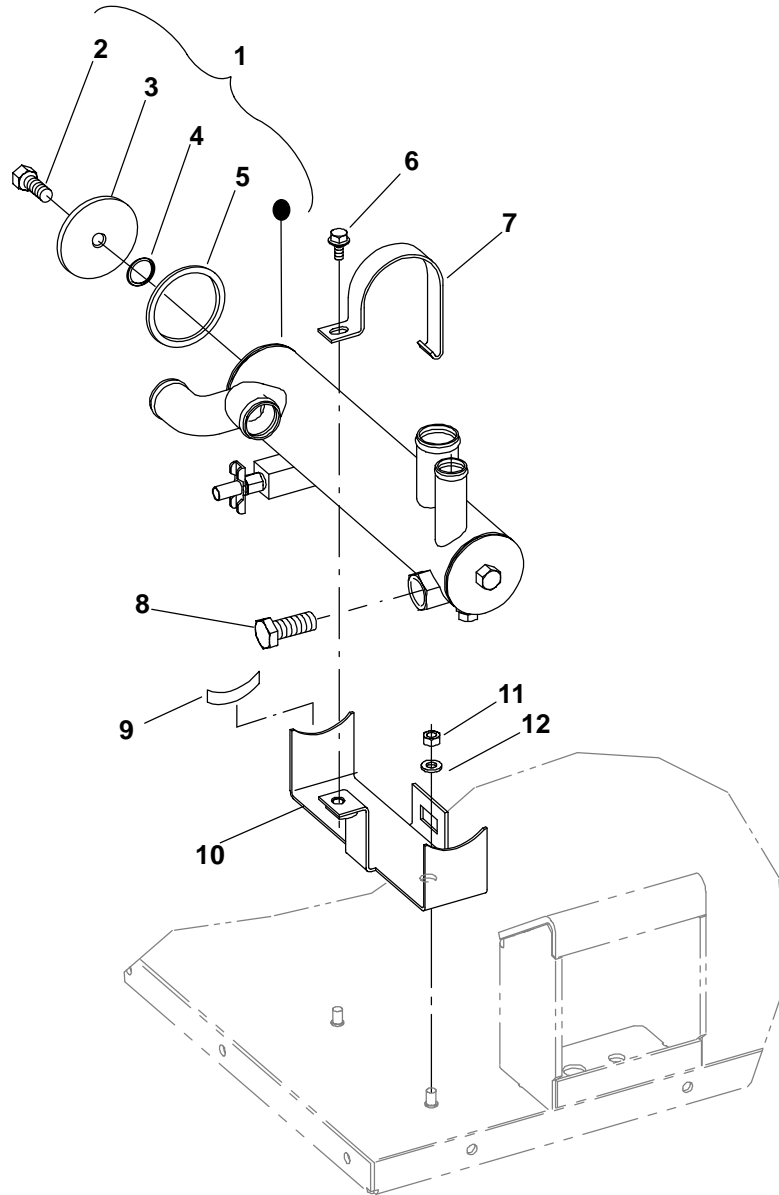
REF NO.	PART NO.	QTY. USED	PART DESCRIPTION	REF NO.	PART NO.	QTY. USED	PART DESCRIPTION
	149-1908-05	1	Separator, Water	6	149-1952	1	Plug, Vent (Includes O'Ring)
1	149-2046	1	Kit, Metal Bowl Replacement (Includes Plug, O'Rings and Drain Assy)	7	149-2047	1	Pump Assy (Includes Plunger, Retainer, Shaft, Check Ball, Knob and Screw)
2	149-1953	1	Assy, Drain (Includes Knob and Seal)	8	149-2045	1	Kit O'Ring (Includes Seal and Plunger)
3	149-1914-01	1	Element (Includes Seals)				
4	502-0153	1	Plug, Hex (1/4")				
5	149-1949	1	Head Assy, Replacement (Includes Vent Plug, O'Rings, Seal, Cap, Tube and Pump Assy)				

Governor Actuator



REF NO.	PART NO.	QTY. USED	PART DESCRIPTION
1	306-5006-01	1	Actuator, Governor (12V)
	306-5006-02	1	(24V)
2	725-1027	2	Screw, Slotted Head Cap (M6 x 1 x 16mm)(1/32")
3	526-0063	2	Washer, Copper
4	184-0071	1	Gasket, Solenoid Cover

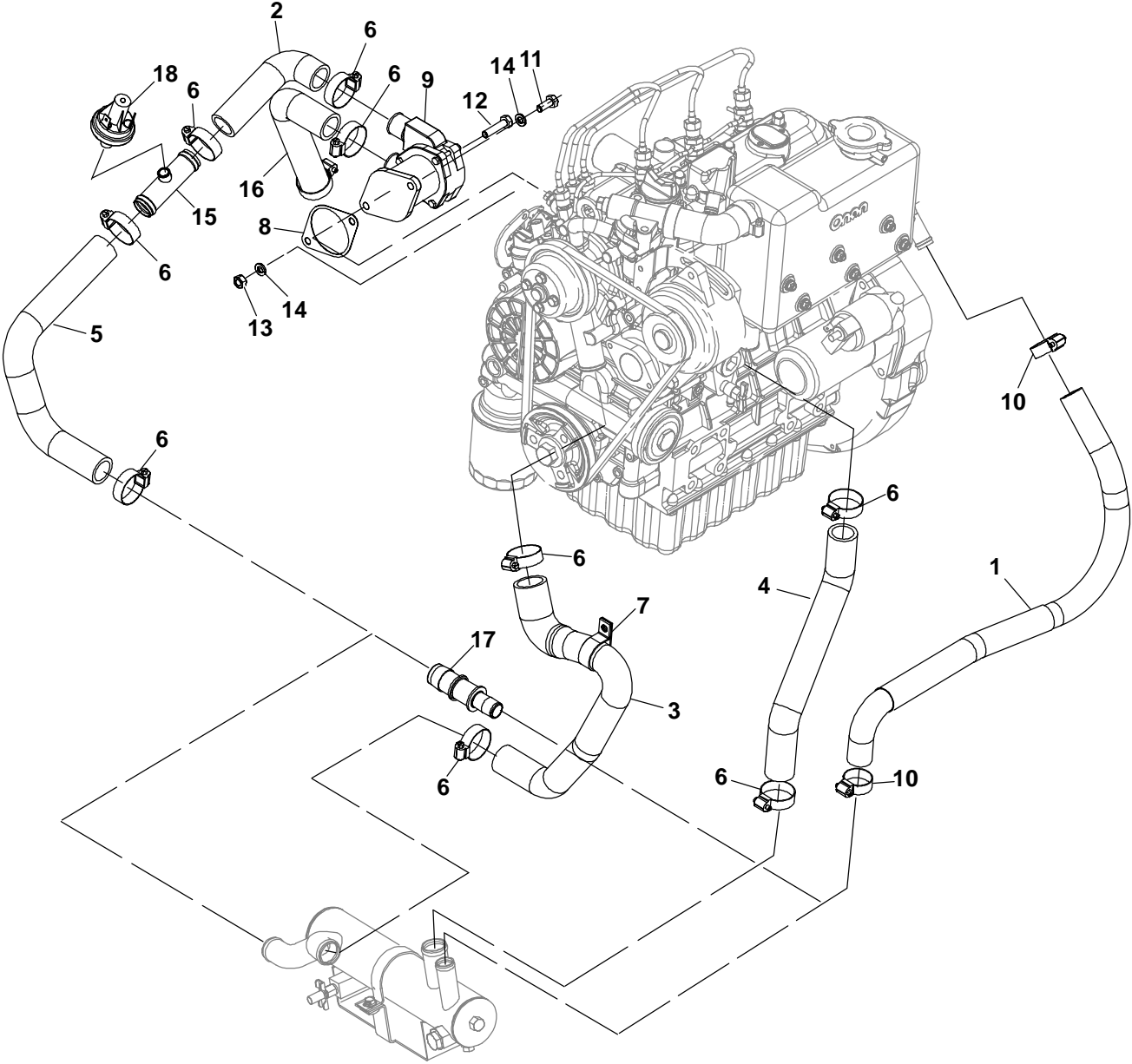
Heat Exchanger



REF NO.	PART NO.	QTY. USED	PART DESCRIPTION	REF NO.	PART NO.	QTY. USED	PART DESCRIPTION
	130-5176	1	Kit, Cap (Includes Parts Marked *)	8	130-4434	1	Pencil, Zinc
1	130-4985-03	1	Exchanger, Heat	9	508-0210	2	Edging, Heat Exchanger Bracket (90mm)
2	800-0317	1	*Screw, Hex Head (5/16-18)	10	130-4739-03	1	Bracket, Heat Exchanger
3	130-5169	1	*Cover, End	11	862-0026-54	2	Nut, Hex (M6 x 1mm)
4	509-0351	1	*O'Ring	12	850-0114-53	2	Washer, Lock (M6)
5	130-5170	1	*Gasket, End Cover				
6	821-6002-02	1	Screw, Hex Head Sems (M6 x 1 x 12mm)				
7	130-4740-03	1	Strap, Mounting				

* - Parts Included with Heat Exchanger and in Heat Exchanger Cap Kit.

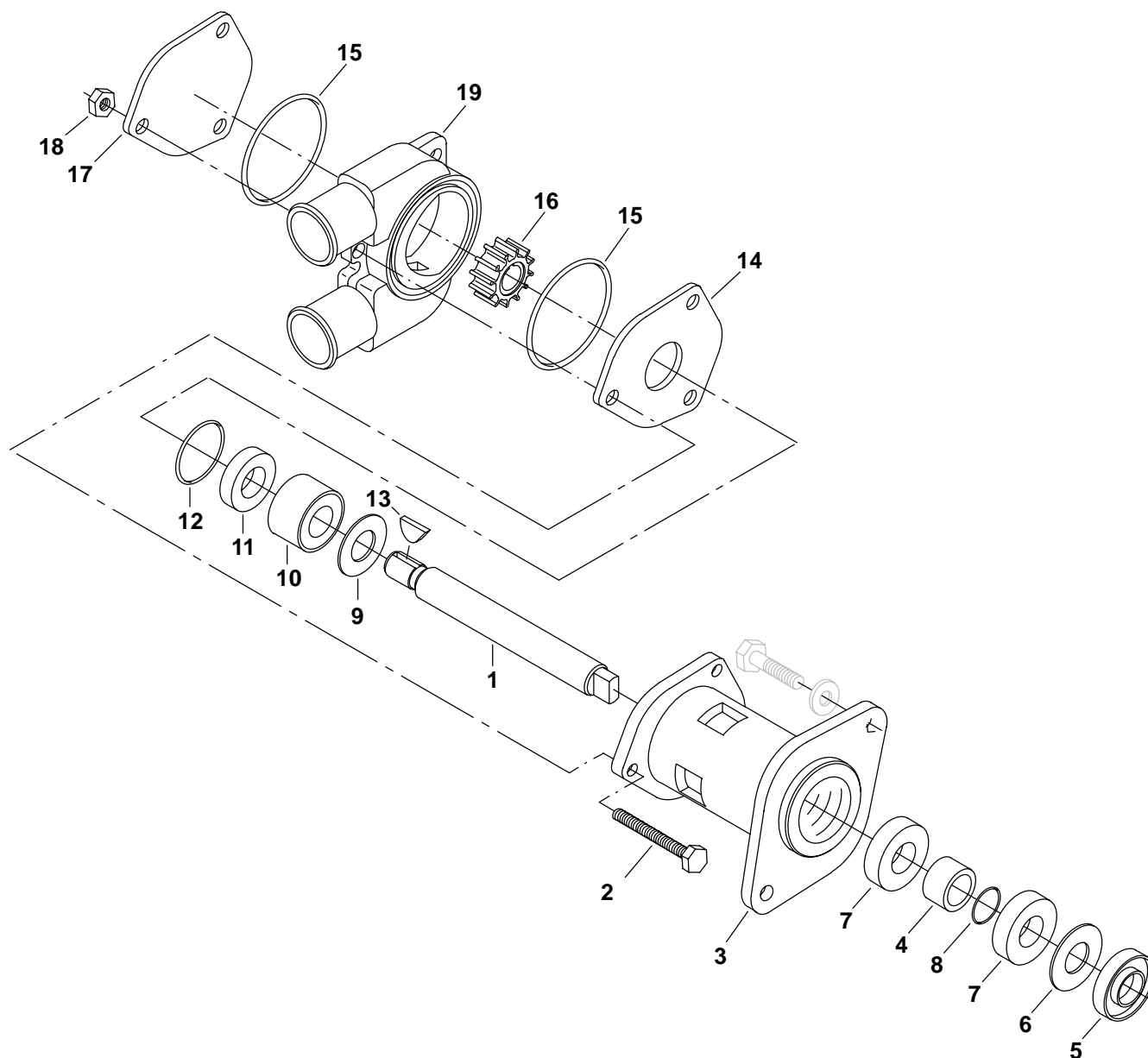
Cooling System



Cooling System

REF NO.	PART NO.	QTY. USED	PART DESCRIPTION	REF NO.	PART NO.	QTY. USED	PART DESCRIPTION
1	155-3199	1	Kit, Keel Cooling (Includes Plug)	11	800-3017-19	1	Screw, Hex Head (M8 x 20mm) (Heat Exchange Wet and Dry Exhaust Keel Cooling Wet Exhaust)
	501-0712-01	1	Hose, Coolant (MDKAV Heat Exchange Wet Exhaust)	12	800-3017-22	1	Screw, Hex Head (M8 x 35mm) (Heat Exchange Wet and Dry Exhaust Keel Cooling Wet Exhaust)
	501-0712-02	1	(Heat Exchange Dry and Wet Exhaust and Keel Cooling Wet)	13	862-0026-55	1	Nut, Hex (M8)(Heat Exchange Wet and Dry Exhaust Keel Cooling Wet Exhaust)
2	503-2089-02	1	(Keel Cooling Wet)	14	850-0114-54	2	Washer, Lock (M8) (Heat Exchange Wet and Dry Exhaust Keel Cooling Wet Exhaust)
	503-2207	1	Hose, Coolant (Heat Exchange Wet and Dry Exhaust Keel Cooling Wet Exhaust)	15	130-5387-01	1	Tube, Low Pressure Switch (Heat Exchange Wet and Dry Exhaust Keel Cooling Wet Exhaust)
3	503-2195	1	Hose, Coolant (All Options)	16	503-2230	1	Hose, Coolant (Heat Exchange Wet and Dry Exhaust Keel Cooling Wet Exhaust)
4	503-2196	1	Hose, Coolant (Heat Exchange Wet and Dry Exhaust)	17	502-1354	1	Reducer, Hose Connector (Keel Cooling Wet Exhaust)
5	503-2197	1	Hose, Coolant (Heat Exchange Wet and Dry Exhaust Keel Cooling Wet Exhaust)	18	309-0667	1	Switch, Pressure (12 and 24V Gnd 12v Iso)
6			Clamp, Hose (Keel Cooling Wet)				
	503-1137	8	(Keel Cooling Dry)				
	503-1137	2					
7	518-0548-05	1	Clamp, Hose (All Options)				
8	185-6579	1	Gasket, Water Pump (Heat Exchange Wet and Dry Exhaust Keel Cooling Wet Exhaust)				
9	132-0358	1	Pump, Water (See Separate Page for Components)				
10	503-1136	2	Clamp, Hose (Keel Cooling Wet Exhaust and Heat Exchange Wet Exhaust)				

Raw Water Pump Components

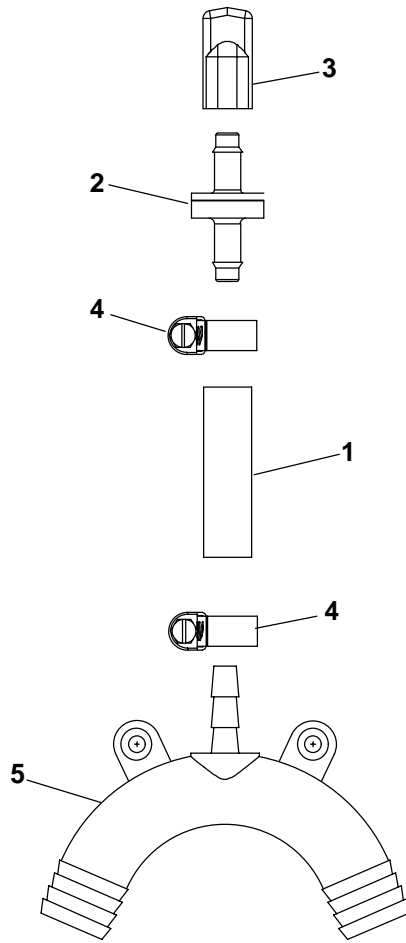


REF NO.	PART NO.	QTY. USED	PART DESCRIPTION	REF NO.	PART NO.	QTY. USED	PART DESCRIPTION
	132-0379	1	Kit, Minor Service (Includes Parts Marked *)	10	132-0366	1	+Seal, Mechanical
	132-0380	1	Kit, Major Service (Includes Parts Marked +)	11	132-0369	1	+Seat, Seal
	132-0358	1	Pump, Water	12	132-0370	1	+O'Ring
1	132-0360	1	Shaft	13	132-0374	1	+Key
2	132-0376	3	Bolt	14	132-0371	1	+Plate, Wear
3	132-0362	1	Body	15	132-0372	2	*+O'Ring
4	132-0367	1	Spacer	16	132-0375	1	*+Impeller
5	132-0361	1	+Seal, Lip	17	132-0373	1	+Plate, Cover
6	132-0363	1	+Ring, Internal Retaining	18	132-0377	3	Nut
7	132-0364	2	+Bearing, Ball	19	132-0378	1	Housing
8	132-0365	1	+Ring, External Retaining				
9	132-0368	1	+Washer,				

* - Parts Included in Minor Service Kit.

+ - Parts Included in Major Service Kit.

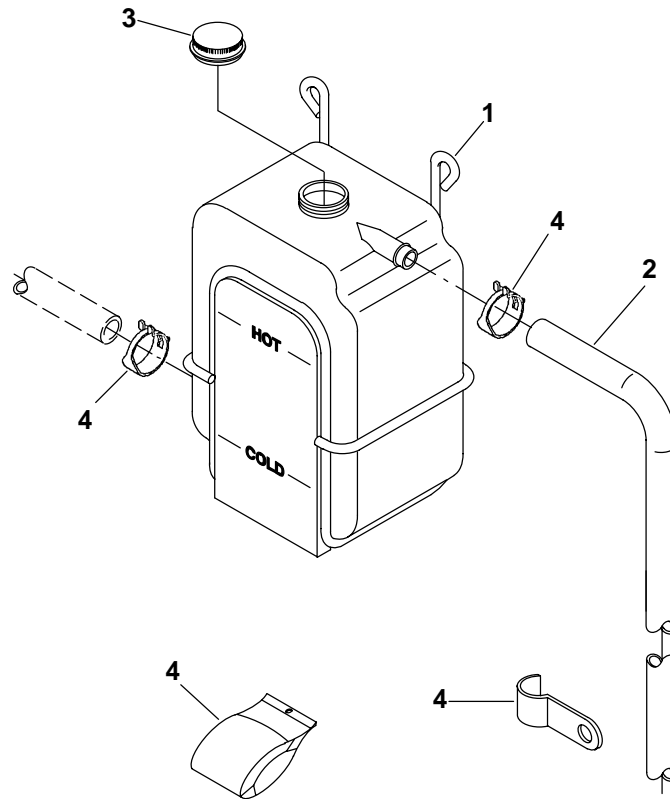
Vacuum Relief Valve



REF NO.	PART NO.	QTY. USED	PART DESCRIPTION	REF NO.	PART NO.	QTY. USED	PART DESCRIPTION
	541-0863-01	1	Kit, Siphon Break	5	502-1463	1	Connector, Hose
1	503-2352	1	Hose, Coolant	6	503-0977	2	*Clamp, Hose
2	504-0223	1	Valve, Check	7	508-1102	2	*Grommet, Rubber
3	502-1425-02	1	Cap, Tube				
4	503-2309	2	Clamp, Hose				

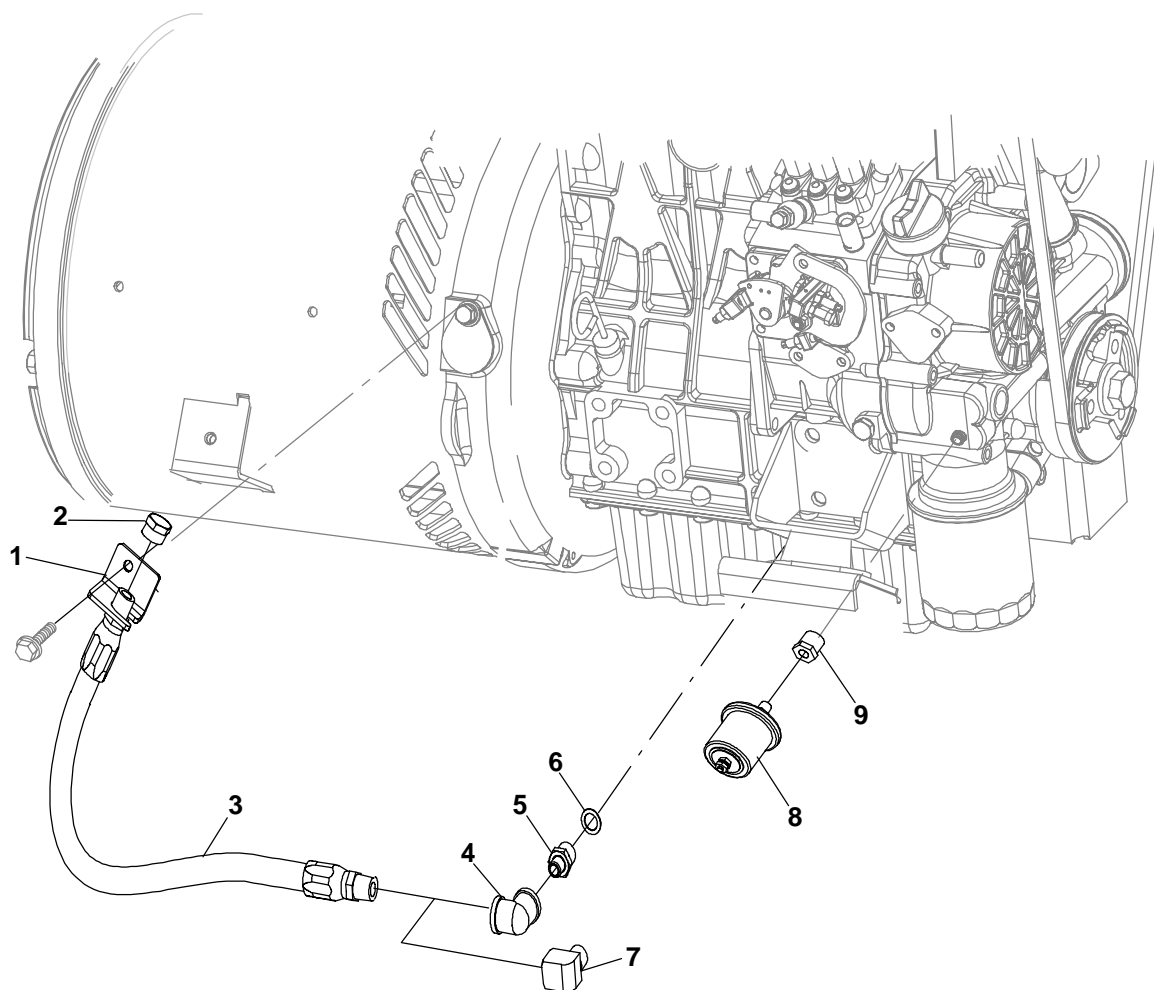
* - Parts not shown, loose in kit.

Coolant Recovery Tank



REF NO.	PART NO.	QTY. USED	PART DESCRIPTION	REF NO.	PART NO.	QTY. USED	PART DESCRIPTION
	130-3574	1	Kit, Coolant Recovery	3	130-3572	1	Cap, Tank
1	130-3571	1	Hanger, Tank	4	130-3573	1	Hardware Package (Includes Mounting Hardware)
2	503-1692	1	Hose (5/16 I.D. x 120" Lg.)				

Oil System



REF NO.	PART NO.	QTY. USED	PART DESCRIPTION
---------	----------	-----------	------------------

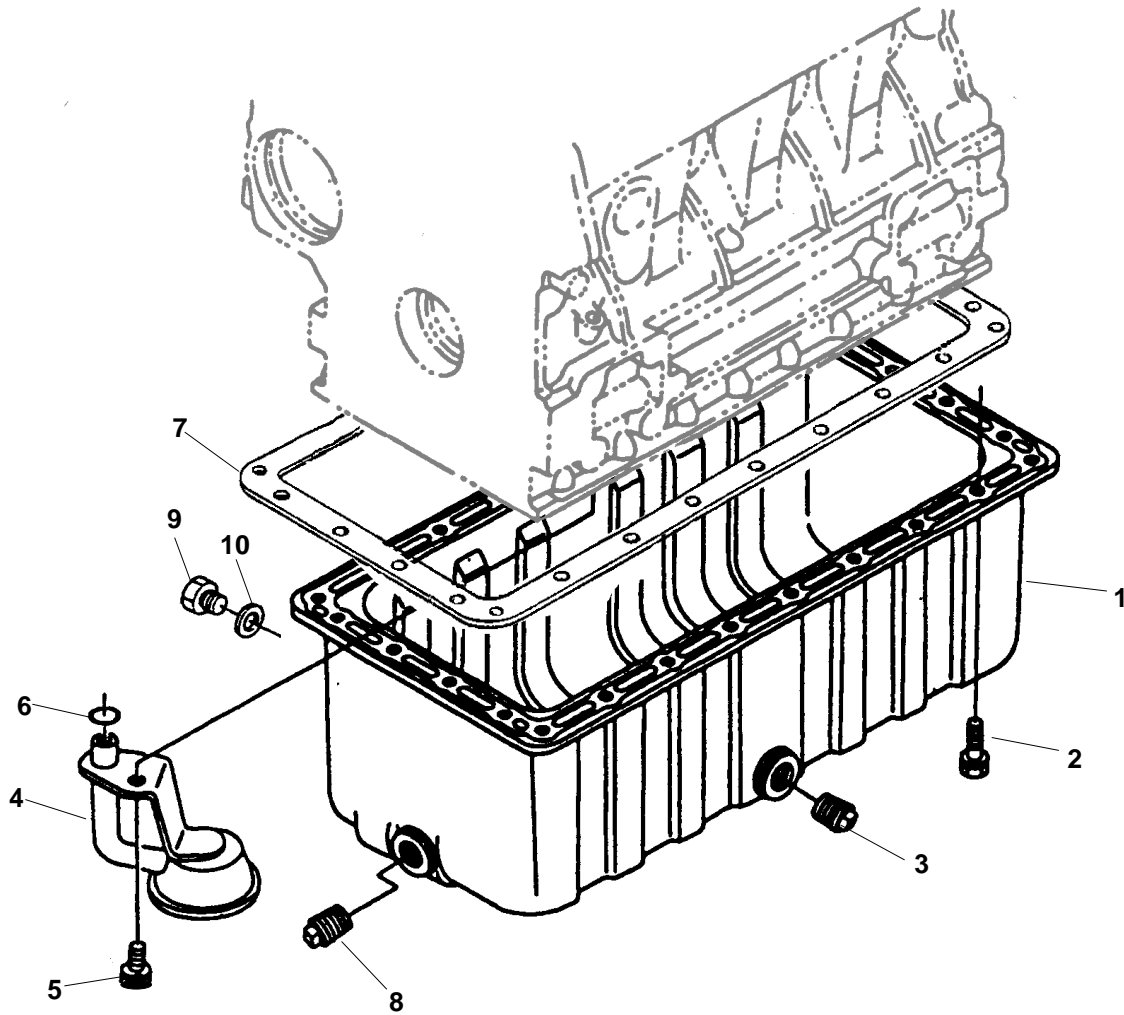
1	120-1332-02	1	Bracket, Oil Drain
2	502-1123	1	Cap, Pipe
3	501-0624	1	Hose, Oil Drain
4	502-0263	1	Elbow, Pipe(MDKAW and MDKAZ)
5	102-1485	1	Adapter, Oil Drain (MDKAV)
6	185-5495	1	Gasket, Oil Drain (MDKAV)
7	502-1180	1	Elbow, Pipe (MDKAW and MDKAZ)

REF NO.	PART NO.	QTY. USED	PART DESCRIPTION
---------	----------	-----------	------------------

8	193-0244	1	*Sender, Oil Pressure Negative Ground (B200 B201)
193-0430-01	1	+ Isolated Ground (B380)	
9	505-0395	1	Reducer, Bushing (1/8" NPSF)

* - Sender Included in Sender Kit Listed on Water Flange Page.
 + - Sender Included in Isolated Ground Kit Listed on Isolated Ground Page.

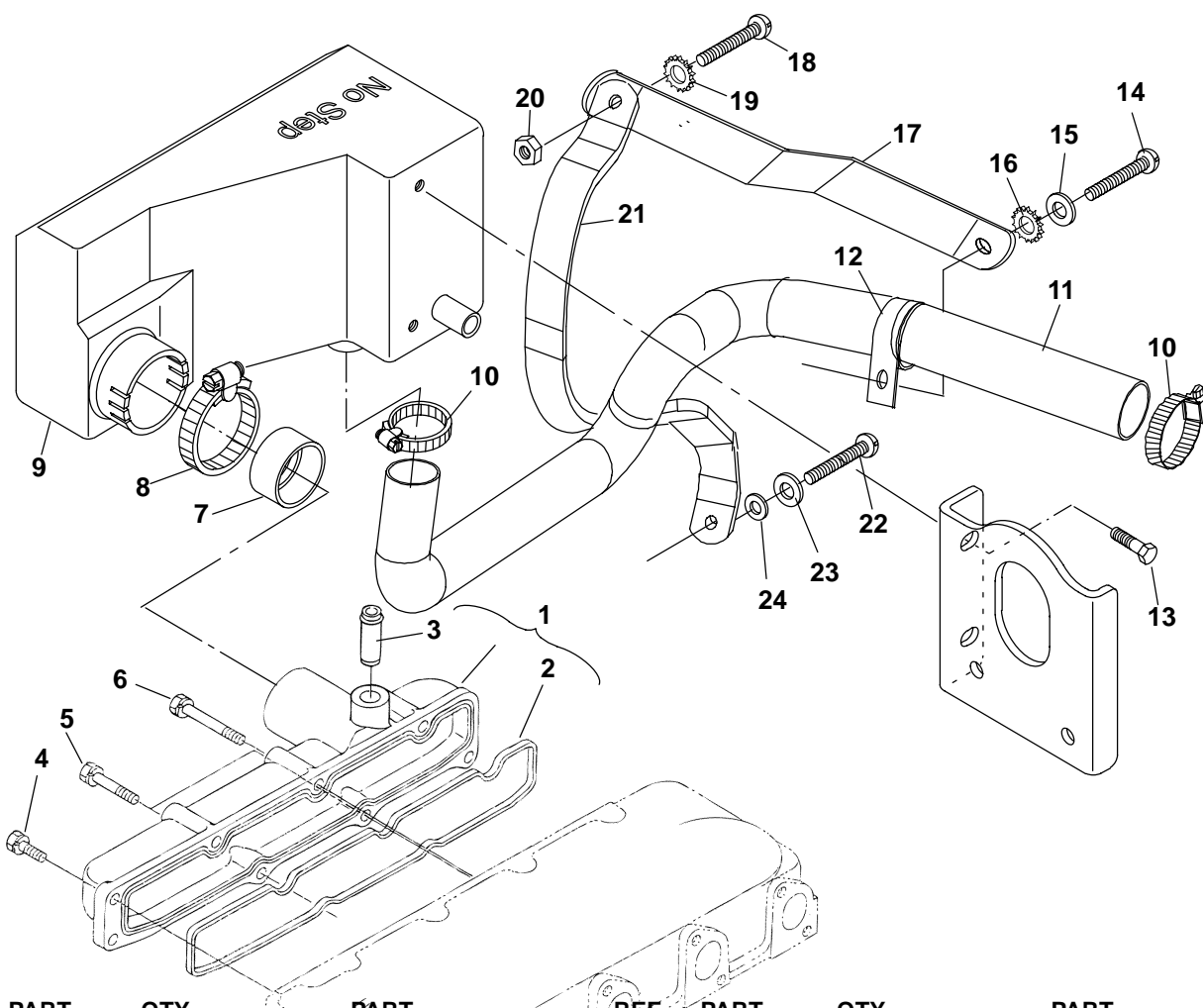
Oil Pan



REF NO.	PART NO.	QTY. USED	PART DESCRIPTION	REF NO.	PART NO.	QTY. USED	PART DESCRIPTION
1	185-7213	1	Pan, Oil	5	185-6762	1	Bolt
	185-7246	1	MDKAV	6	185-7421	1	O'Ring
2			MDKAW, MDKAZ	7			*Gasket, Oil Pan
			Bolt		185-7214	1	MDKAV
	185-2389	22	MDKAV		185-5478	1	MDKAW, MDKAZ
	800-6370	22	Spec A	8			Plug (MDKAW, MDKAZ)
			Begin Spec C		185-5826	1	Spec A
	185-2386	26	MDKAW, MDKAZ		102-1511	1	Begin Spec C
	800-6369	26	Spec A	9			Plug (MDKAV)
3	185-5826	1	Begin Spec C		185-2096	1	Spec A
4			Plug (MDKAW, MDKAZ)		505-2318	1	Begin Spec C
			Tube, Oil Pickup	10	509-0428	1	Gasket (MDKAV Begin Spec C)
	185-7215	1	Spec A MDKAV				
	185-7247	1	Spec A MDKAW, MDKAZ				
	120-1361	1	MDKAV Begin Spec C				
	120-1362	1	MDKAW, MDKAZ				
			Begin Spec C				

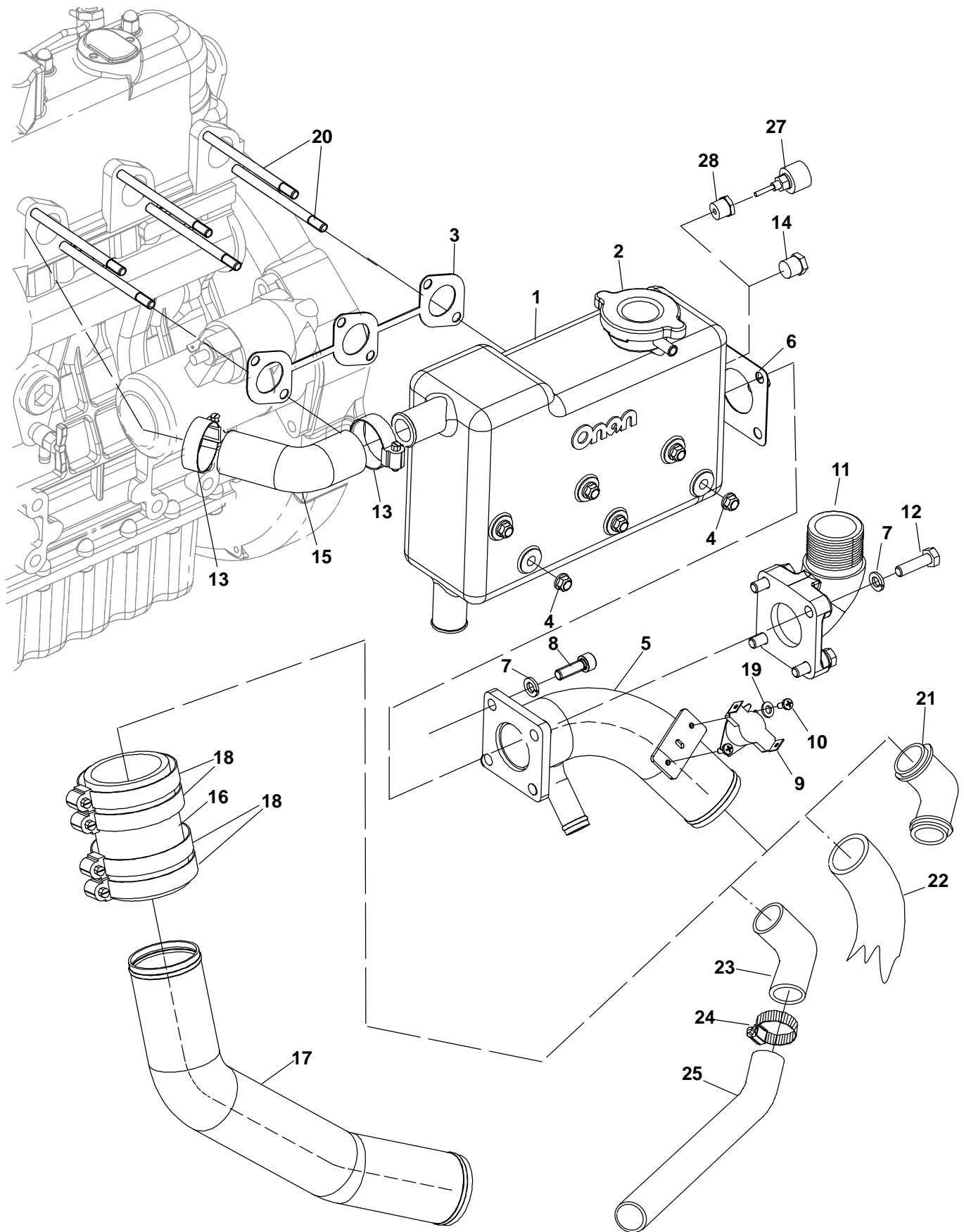
* - Or Use Three Bond #1207D or #TB1216.

Resonator



REF NO.	PART NO.	QTY. USED	PART DESCRIPTION	REF NO.	PART NO.	QTY. USED	PART DESCRIPTION
1			Manifold, Intake (Includes Gasket) MDKAV	8	503-1141	1	Clamp, Hose
	185-6927	1	Spec A	9	140-3078	1	Resonator, Intake
	154-3204	1	Begin Spec C	10	503-1137	2	Clamp, Hose
			MDKAW, MDKAZ	11	503-2202-01	1	Hose, Air Intake (1.25" ID)
	185-6700	1	Spec A	12	130-4830	1	Clamp
	154-3203	1	Begin Spec C	13	821-6002-02	2	Screw, Hex Head Sems (M6 x 12)
2			Gasket	14	821-6001-03	1	Screw, Hex Head (M5 x 0.8 x 16mm)
	185-6926	1	MDKAV	15	526-2291	2	Washer, Flat
	185-6701	1	MDKAW, MDKAZ	16	856-0003	1	Washer, EIT (M10)
3	185-6499	1	Joint, Breather Pipe Begin Spec C	17	337-0081	1	Strap, Bond (.75 x 7.50")
				18	810-0155	1	Screw, Slotted Round Head Brass (1/4-20 x 1.25")
4	185-2389	3	Screw, Hex Head (M6 x 18mm)	19	856-0006	2	Washer, EIT (1/4")
5			Screw	20	871-0016	2	Nut, Hex Brass (1/4-20)
	185-6677	1	MDKAV	21	337-3507	1	Strap, Bond (12.7 x 412.7mm)
	185-6677	2	MDKAW, MDKAZ	22	800-3042	1	Screw, Hex Head Cap (M4 X 10mm)
6			Screw, Hex Head (M6 x 50mm)	23	856-0002	1	Washer, EIT (#8)
	185-7069	2	MDKAV	24	526-2050	1	Washer, Flat (M4)
	185-7069	3	MDKAW, MDKAZ				
7	140-2898	1	Sleeve, Air Intake				

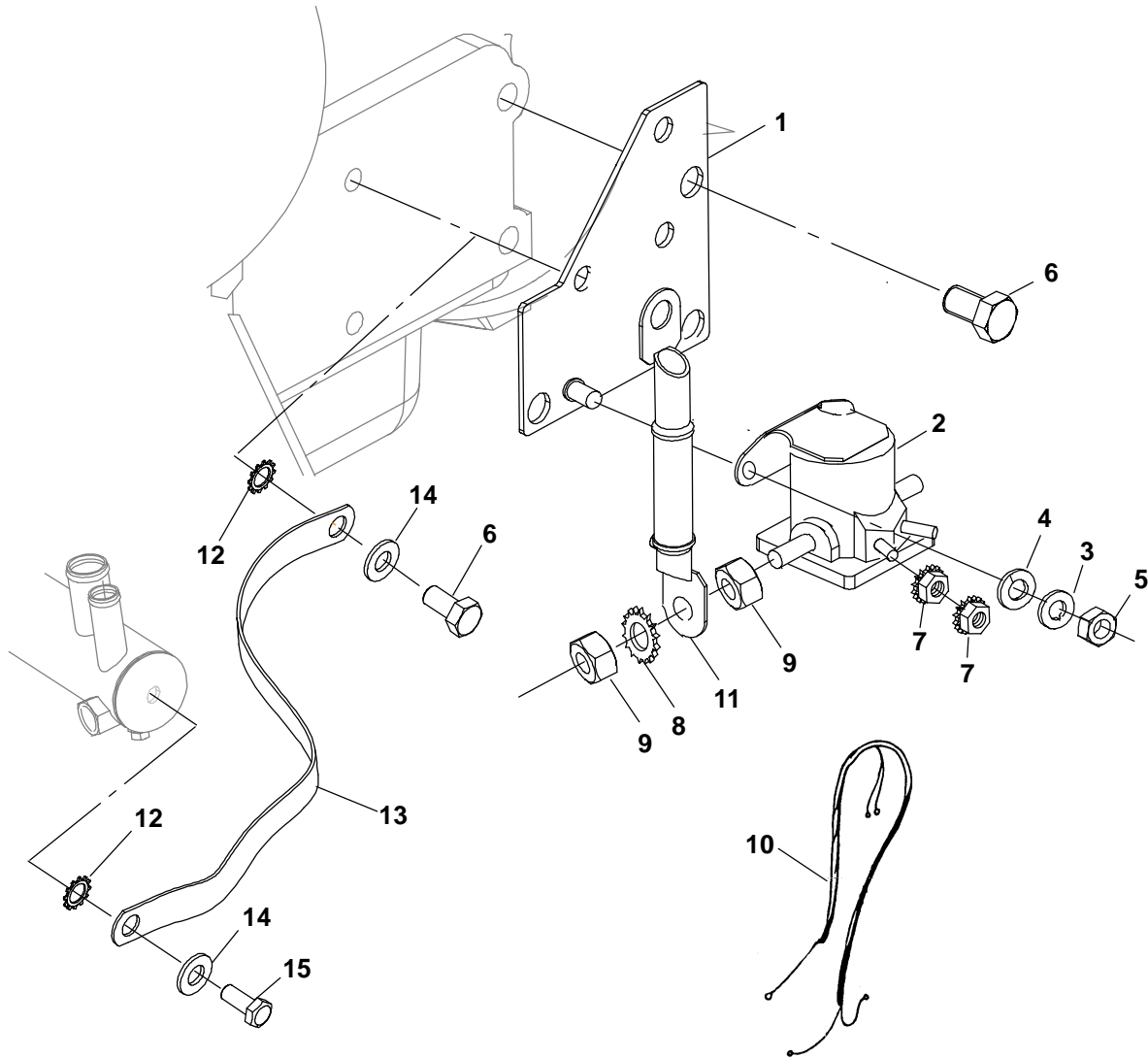
Exhaust Manifold



Exhaust Manifold

REF NO.	PART NO.	QTY. USED	PART DESCRIPTION	REF NO.	PART NO.	QTY. USED	PART DESCRIPTION
	155-3146	1	Kit, Dry Exhaust (Includes Parts Marked +)				(Dry Exhaust) (M8 x 30mm)
	155-3240	1	Kit, Front Exhaust (Includes Parts Marked*)	13	503-1137	2	Clamp Hose
			Kit, Exhaust (Includes Parts Marked #)	14			Plug, Pipe
	155-3240	1	MDKAV		502-0153	1	MDKAV
	155-3257	1	MDKAW, MDKAZ		502-0820	1	MDKAW, MDKAZ
	300-4686-01	1	Kit, Low Coolant Sender (Includes Sender Harness)	15	503-2046	1	Hose, Coolant
1			Manifold Assy (Includes Filler Neck)	16	503-2249	4	Hose, Exhaust (Wet)
	154-3020-01	1	MDKAV	17			Tube, Exhaust (Wet)
	154-3060	1	MDKAW, MDKAZ		155-3522	1	MDKAV
2	130-3721	1	Cap, Radiator		155-3523	1	MDKAW, MDKAZ
3			Gasket, Exhaust Manifold	18	503-1142	4	Clamp, Hose (Wet)
	185-6925	1	MDKAV	19	526-0003	2	Washer, Flat (Wet)
	185-6854	1	MDKAW, MDKAZ	20			Stud
4			Nut, Hex Flange (M7 x 1mm)		185-7110	6	MDKAV
	185-6699	6	MDKAV		185-7110	8	MDKAW, MDKAZ
	185-6699	8	MDKAW, MDKAZ	21	155-2033	1	Elbow, Exhaust (2")
5	155-3261-02	1	Mixer, Elbow (Wet)	22			Hose, Exhaust
6	185-6853	1	+Gasket, Exhaust		503-1963-04	1	2" x 3'
7	850-0114-54	4	Washer, Lock (M8)		503-1963-05	1	2" x 5'
8	815-0916	4	Screw, Socket Head Cap (M8 x 1.25 x 25mm)(Wet)		503-1353	1	2" x 10'
9	309-0295-01	1	Switch, Temperature (Wet)		503-1320	1	2" (Bulk)
10	815-0862	2	Screw, Pan Head XREC (M4 x 10mm)(Wet)	23	503-1527	1	#* Elbow, Molded Exhaust
11	155-2666-01	1	+Elbow, Exhaust (Dry Exhaust)	24	503-1142	4	#* Clamp, Hose
12	800-3017-21	4	Screw, Hex Head Cap	25			*Tube, Exhaust (MDKAV)
					155-3233	1	MDKAV (27")
					155-3256	1	MDKAW, MDKAZ (30.5")
				26	508-0115	1	*Grommet
				27	193-0468	1	Sender, Low Coolant
				28	502-0029-06	1	Bushing, Reducer (3/4 to 1/4")
							MDKAW and MDKAZ

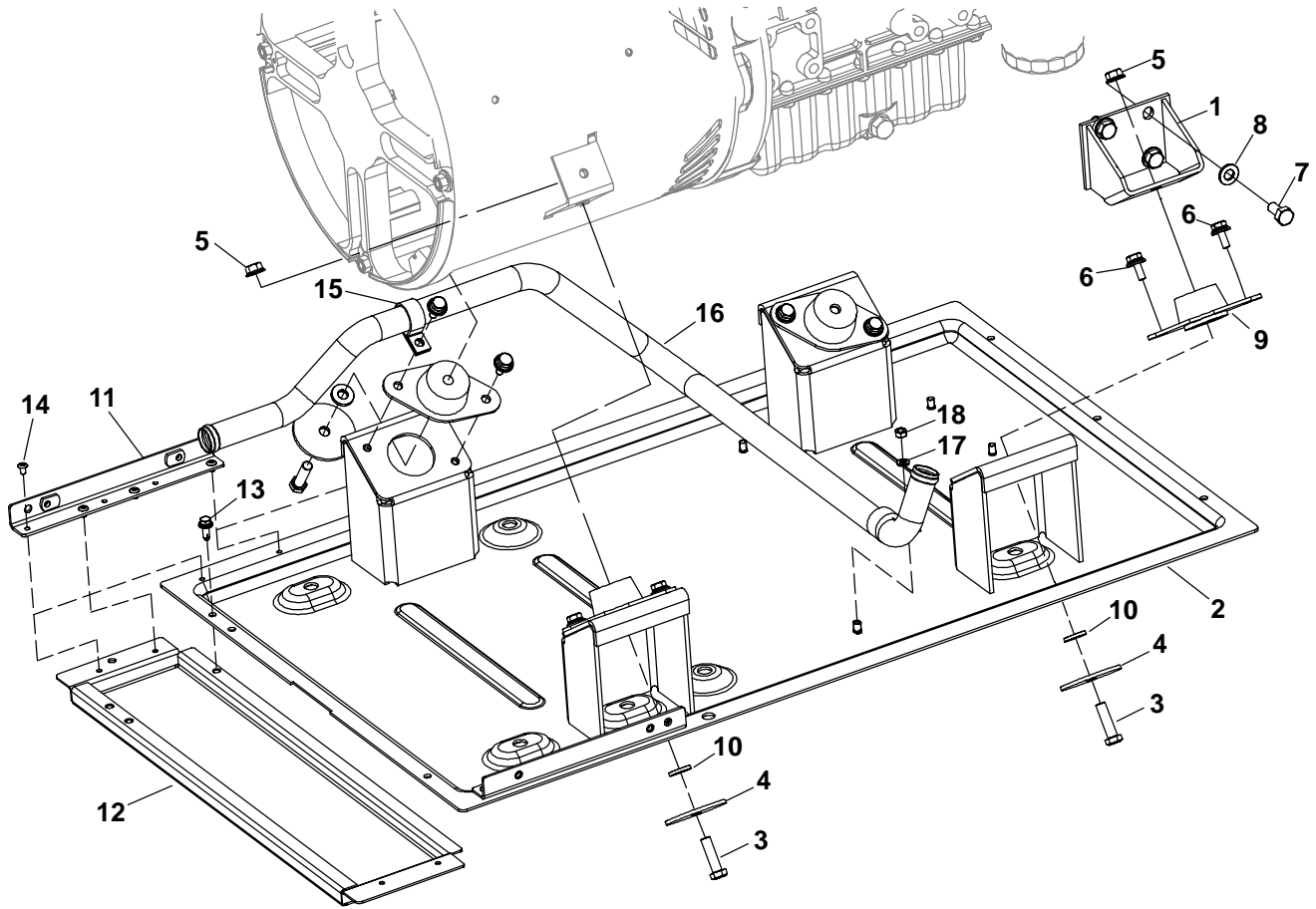
Isolation Ground



REF NO.	PART NO.	QTY. USED	PART DESCRIPTION	REF NO.	PART NO.	QTY. USED	PART DESCRIPTION
			Kit, Isolated Ground (Includes Screws, Sending Units and Harness)	7	870-0131-01	2	*Nut, ET Hex (#10-32) (12V)
				8	853-0016	2	*Washer, ET Lock (5/16")
				9	862-0026-30	2	*Nut, Hex (5/16-24)
	541-0823	1	12V	10	338-4159	1	Harness, Isolated Ground
	541-0824	1	24V	11	338-4200-02	1	*Harness, Ground
	333-0665-01	1	Assy, Solenoid Bracket (Includes Parts Marked *)	12	853-2010	2	Washer, ET Lock (M10)
1	333-0662-02	1	*Bracket, Solenoid	13	337-3466-01	1	Strap, Bond
2			*Relay, Solenoid	14	526-2120	2	Washer, Flat (M10)
	307-1617	1	12V	15	800-0026	1	Screw, Hex Head (5/16-10 x 3/4")
	307-2656	1	24V				
3	526-0399-58	2	*Washer, Flat (M6)				
4	850-0114-53	2	*Washer, Split Lock (M6)				
5	862-0026-54	2	*Nut, Hex (M6)				
6	800-3025	3	Screw, Hex Head Cap (M12 x 1.25 x 20)				

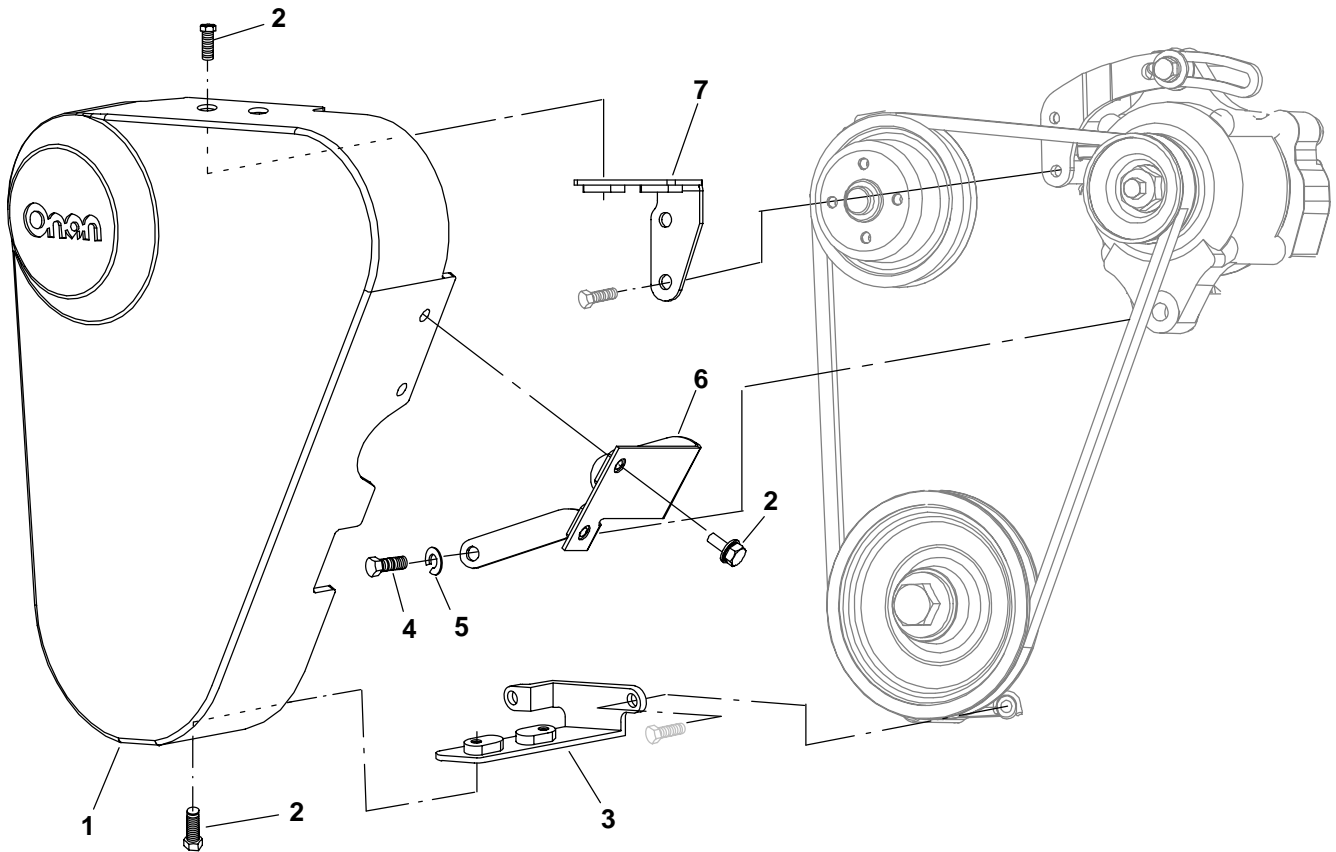
* - Relay Solenoid ties to B- and K9-1 Isolated Ground
Harness (338-4200-01)

Mounting Base



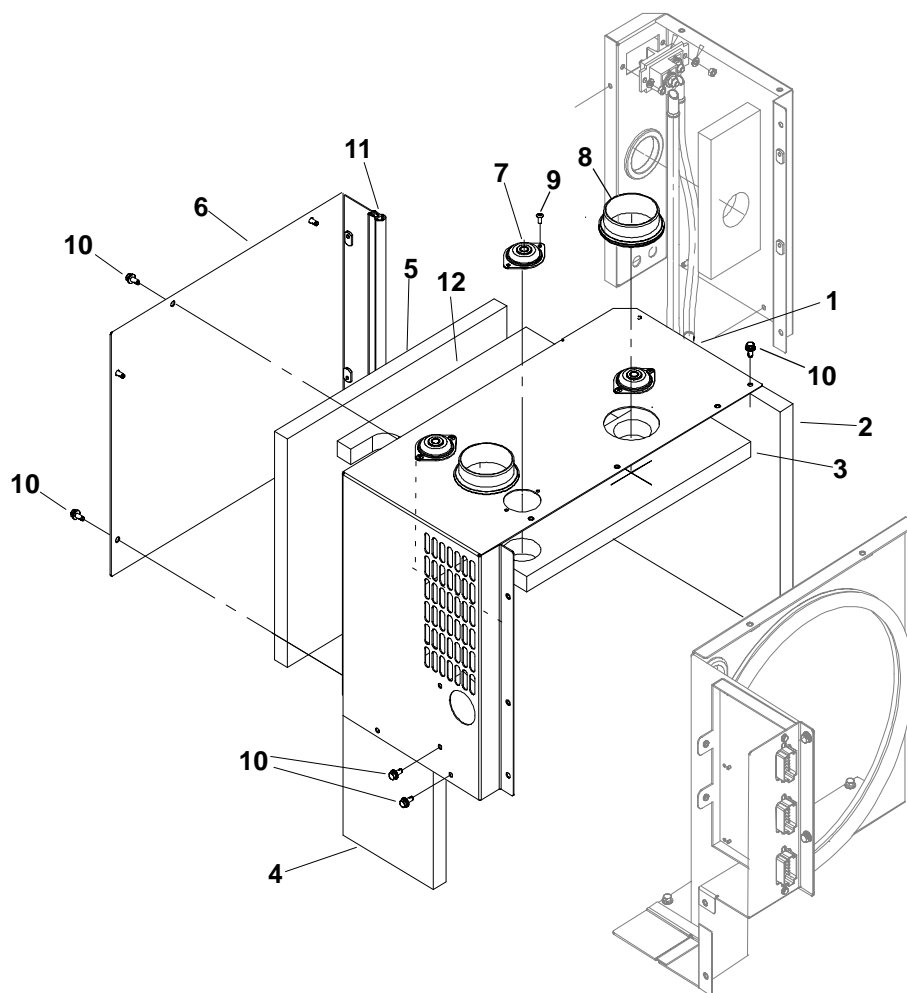
REF NO.	PART NO.	QTY. USED	PART DESCRIPTION	REF NO.	PART NO.	QTY. USED	PART DESCRIPTION
1	403-4168-04	2	Mount, Engine	10	526-0030	4	Washer, Flat
2	403-4406-03	1	Base, Mounting	11	405-6516-02	2	Housing, Bracket
	403-4406-04	1	MDKAV	12	405-6518-02	1	Extension, Mounting Base (MDKAW, MDKAZ)
3	800-0573	4	Screw, Hex Head Cap (3/8-16 x 2.25")	13	821-6006-01	2	Screw, Hex Head Sems Stainless (M6 1.0 x 16mm) (MDKAW, MDKAZ)
4	526-0325	4	Washer, Flat				
5	870-0550-09	4	Nut, Hex (3/8-16)	14	818-0231-01	6	Rivet, Pop MDKAV
6	821-6003-01	8	Screw, Hex Head Sems (M8 x 1.25 x 16mm)		818-0231-01	8	MDKAW, MDKAZ
7	800-3030	8	Screw, Hex Head Cap (M10 x 1.25 x 20mm)	15	518-0548-42	2	Clamp, Hose
8	526-0399-62	8	Washer, Flat (M10)	16	130-5448-01	1	Tube, Coolant MDKAV
9	402-0728-00	4	Isolator, Vibration		130-5448-02	1	MDKAW, MDKAZ
	402-0728-02	4	MDKAV (Blue Dot, 150lbs)	17	850-0114-53	1	Washer, Lock (M6)
			MDKAW, MDKAZ (Purple Dot, 215lbs)	18	862-0026-54	1	Nut, Hex (M6)

Belt Guard (Unhoused)



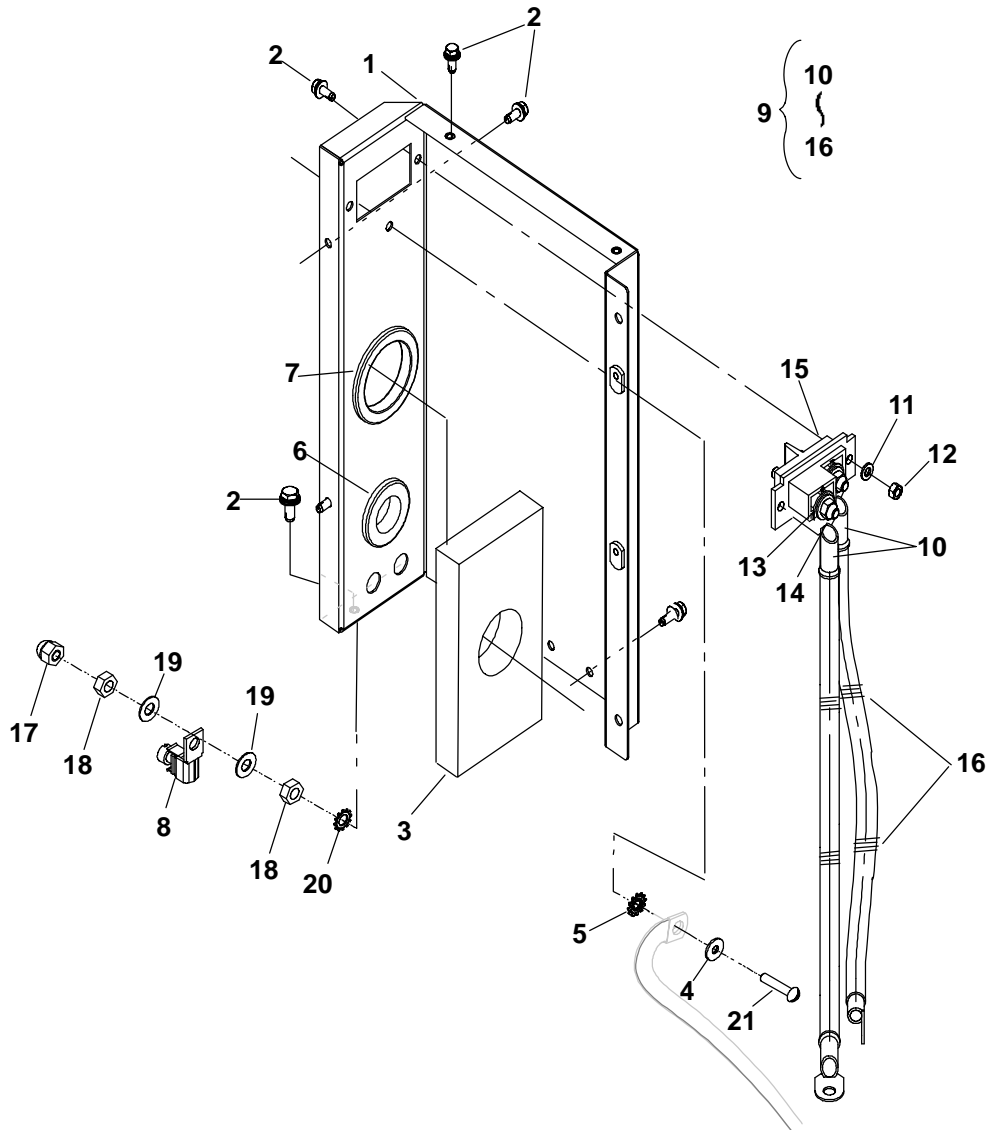
REF NO.	PART NO.	QTY. USED	PART DESCRIPTION	REF NO.	PART NO.	QTY. USED	PART DESCRIPTION
	541-0590	1	Kit, Belt Guard	5	850-0114-53	1	Washer, Lock (M6)
1	130-4870	1	Guard, Belt	6	130-4945-03	1	Bracket, Belt Guard Side
2	821-6002-02	6	Screw, Hex Head Sems (M6 x 1 x 12mm)	7	130-4847-03	1	Bracket, Belt Guard Top
3	130-4869-03	1	Bracket, Belt Guard Bottom	* - Unhoused Set Only.			
4	800-3017-02	1	Screw, Hex Head Cap (M6 x 1 x 12mm)				

Generator Sound Shield Housing



REF NO.	PART NO.	QTY. USED	PART DESCRIPTION	REF NO.	PART NO.	QTY. USED	PART DESCRIPTION
1	405-6491-03	1	Panel, Housing (Single Phase)	7	402-0681-01	3	Isolator, Vibration
2	405-6682	1	Insulation, Housing	8	508-1152	2	Grommet, Rubber
3	405-6685	1	Insulation, Housing (Top)	9	818-0231-01	5	Rivet, Pop (.315 x 1.77")
4			Insulation, (Gen)	10	821-6006-01	8	Screw, Hex Head Sems Stainless Steel (M6 x 1.0 x 16mm)
	405-6684	1	Single Phase				
	405-7430	1	Three Phase				
5	405-6689	1	Insulation, Housing Rear Cover	11	895-0402	1	Seal, Weather (1.25')
6	405-6520-03	1	Cover, Rear	12	405-6686	1	Insulation, Housing

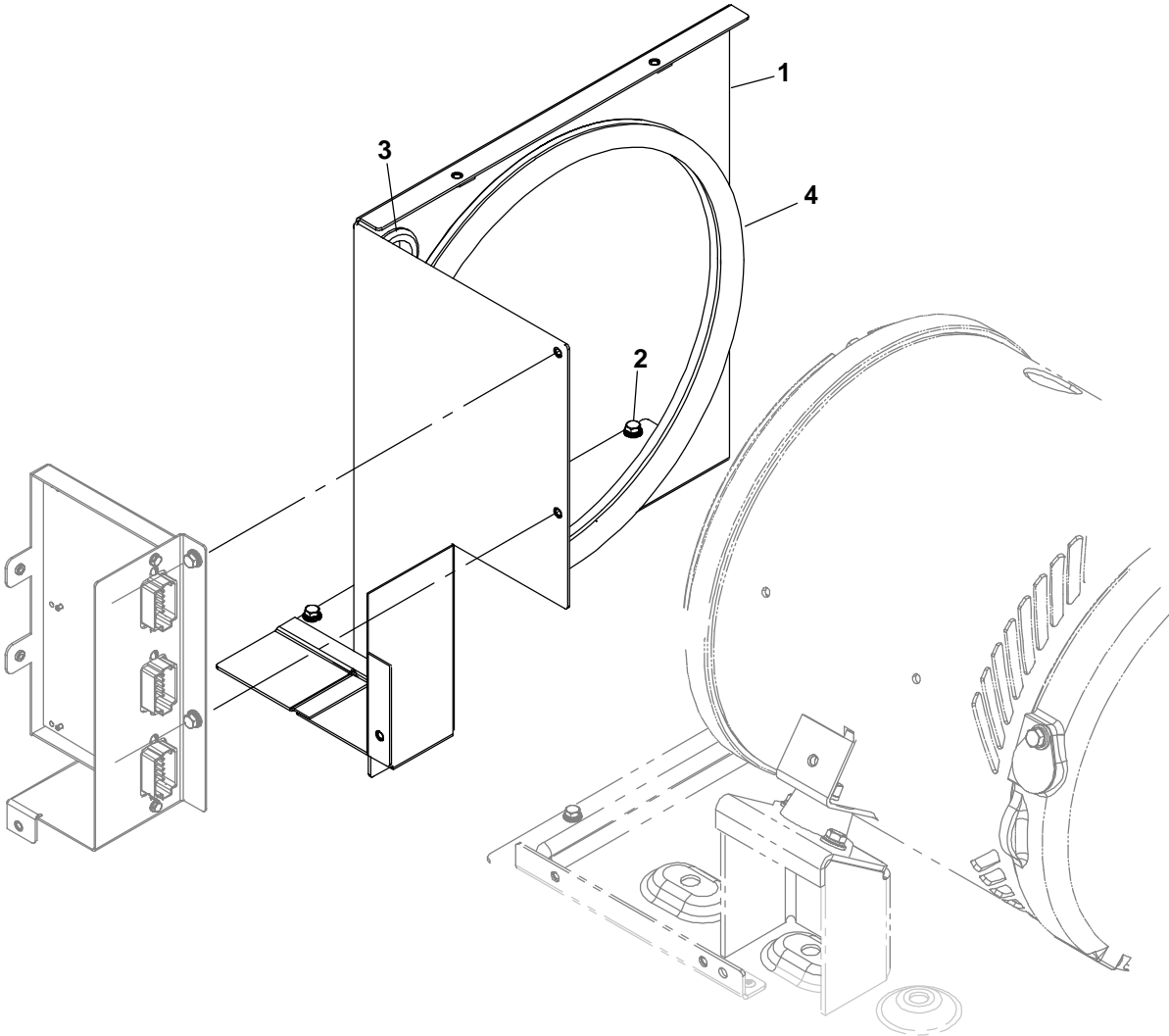
Generator Housing Panel



REF NO.	PART NO.	QTY. USED	PART DESCRIPTION	REF NO.	PART NO.	QTY. USED	PART DESCRIPTION
	332-3771	1	Kit, Terminal Boot (Includes Parts Marked *)	11	526-2081	2	*Washer, Flat
1	405-6492-03	1	Panel, Housing	12	860-2007	3	*Nut, Hex (M6)
2	821-6006-01	7	Screw, Hex Sems Stainless Steel (M6 x 1 x 16mm)	13	526-0054	4	*Washer, Flat Brass (5/16")
3	405-6683	1	Insulation	14	862-0015	2	*Nut, Hex (.313-18)
4	526-2083	1	Washer, Flat (M6)	15	332-3408	1	*Block, Terminal
5	856-0006	1	Washer, EIT (1/4")	16	332-1554	4	*Clamp, Loop
6	508-1102	1	Grommet, Rubber	17	860-2036	1	Nut, Hex Acorn (1/4-20 Nylon)
7	508-0115	1	Grommet, Rubber	18	871-0016	2	Nut, Hex Brass (1/4-20)
8	332-0142	1	Lug, Solderless	19	526-0052	2	Washer, Flat (1/4")
9	338-3577	1	*Harness, Battery	20	853-2006	2	Washer, ET (M6)
10			*Red and Black Insulators	21	810-0155	1	Screw, Round Head Brass Mach (1/4-20 x 1-1/4")
	332-2112	1	Black				
	332-2112-01	2	Red				

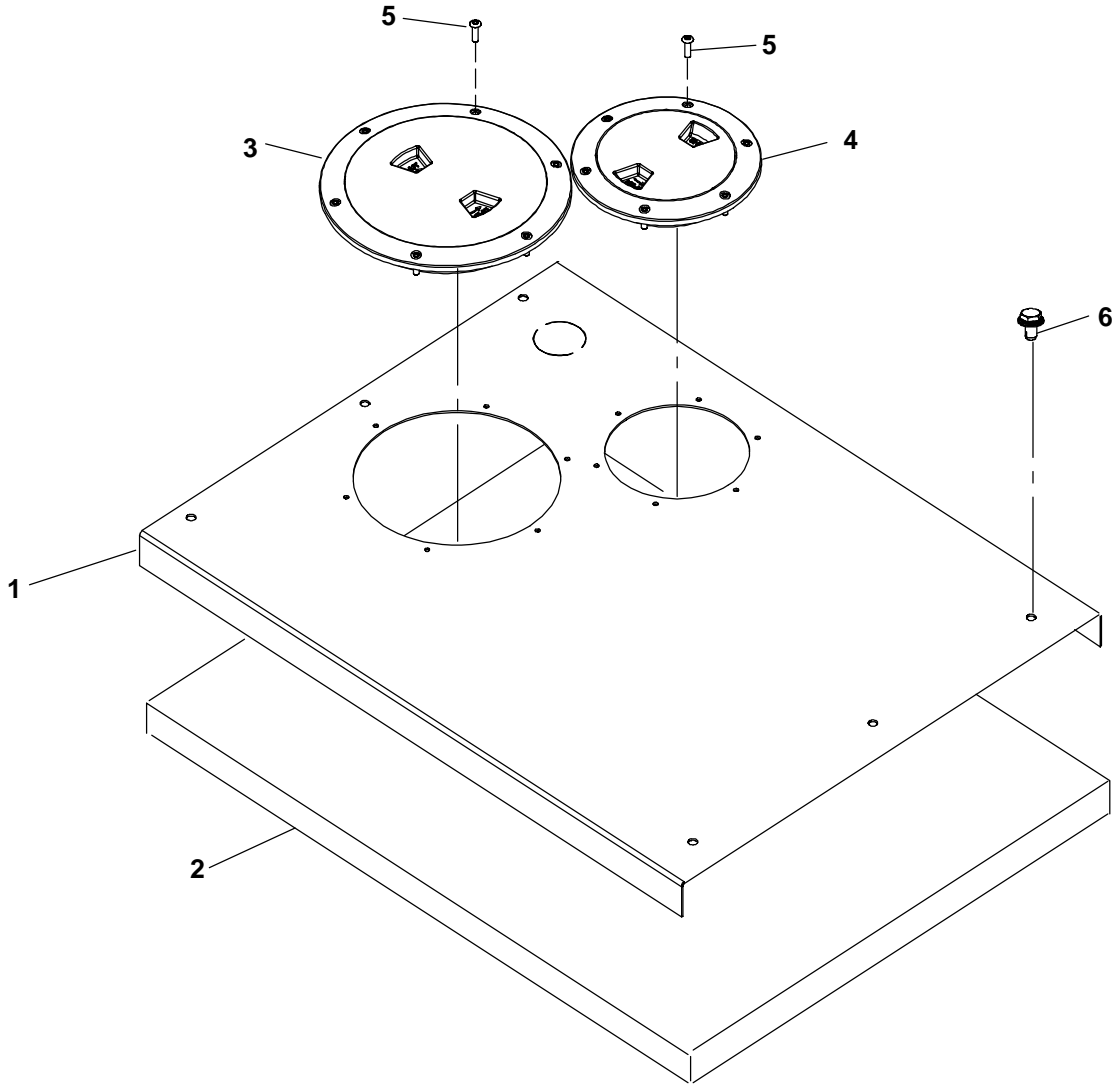
*- Parts Included in Terminal Boot Kit.

Generator Baffle



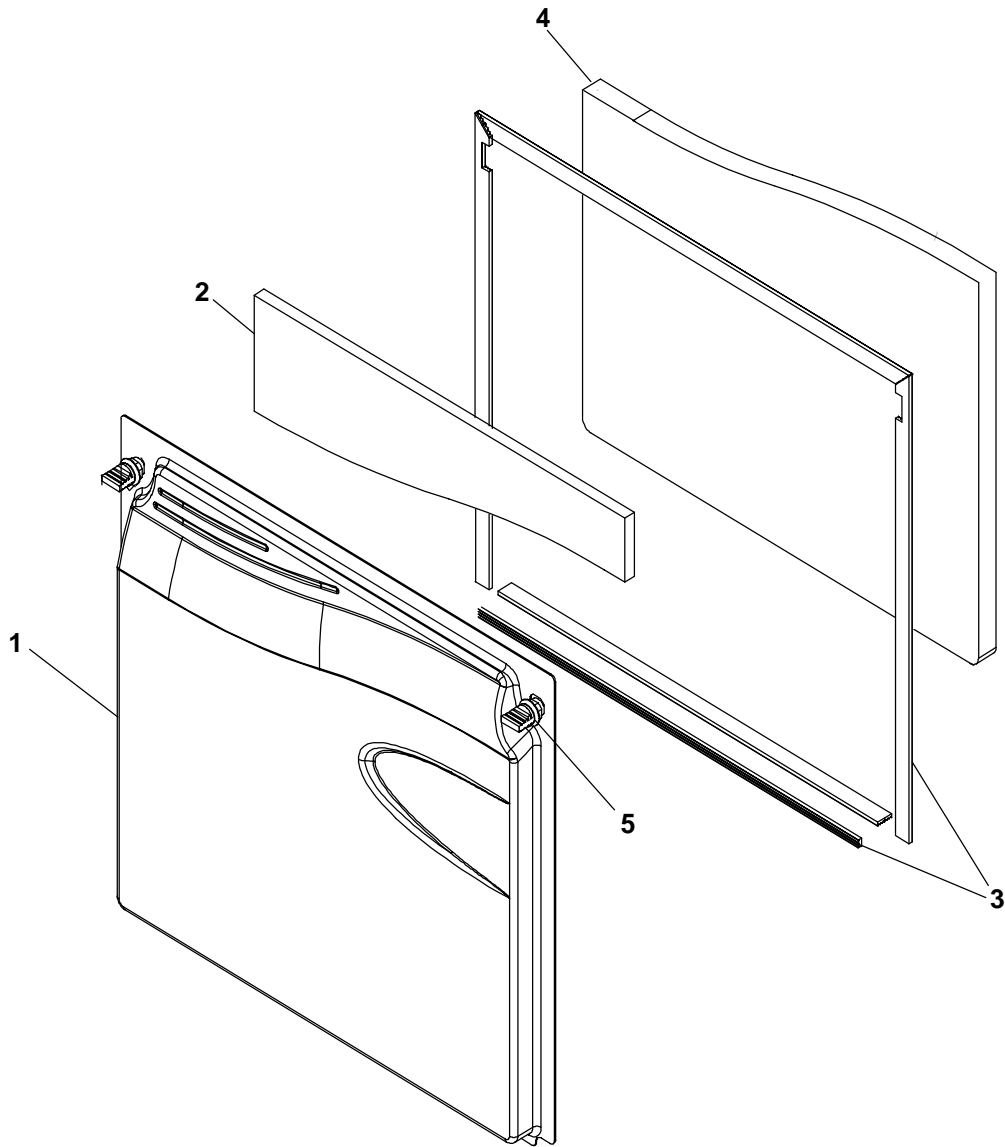
REF NO.	PART NO.	QTY. USED	PART DESCRIPTION	REF NO.	PART NO.	QTY. USED	PART DESCRIPTION
1	405-6517-03	1	Baffle, Generator	3	508-1126	1	Grommet, Rubber
2	821-6006-01	2	Screw, Hex Sems Stainless (M6 x 1 x 16mm)	4	895-0381	1	Seal, Weather (3.6')

Engine Sound Shield



REF NO.	PART NO.	QTY. USED	PART DESCRIPTION	REF NO.	PART NO.	QTY. USED	PART DESCRIPTION
			Kit, Sound Shield(Includes + for next 3 Pages)	2	405-6688	1	+Insulation, Roof
	541-0588	1	MDKAV,	3	405-6340	1	+Cover, Access
	541-0589	1	MDKAW MDKAZ	4	405-6709	1	+Cover, Access
	405-6956	1	Kit, Panel Roof	5	818-0231-01	12	+Rivet, Pop
1	405-6524-03	1	+Panel, Roof	6	821-6006-01	6	+Screw, Hex Head Sems (M6 x 1 x 16mm)

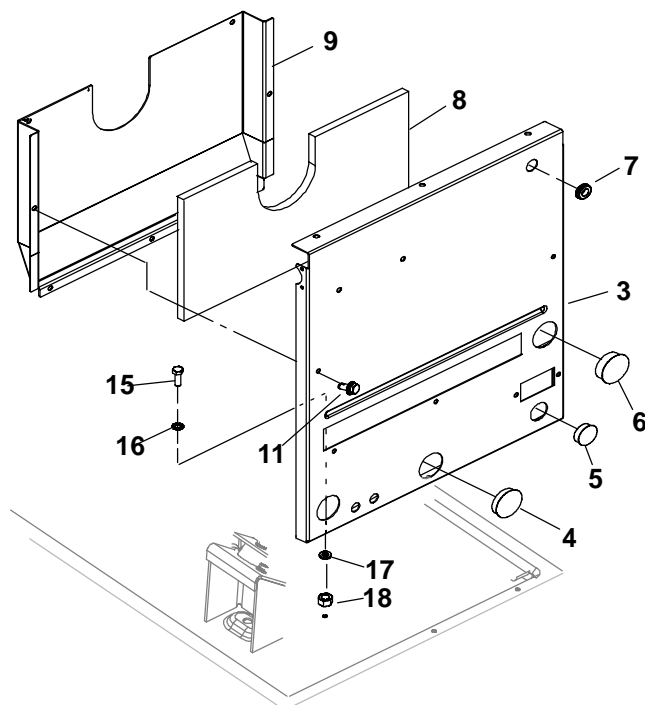
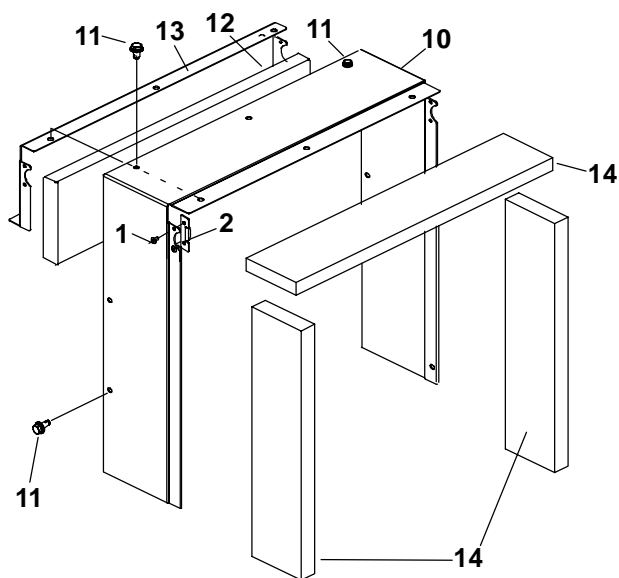
Engine Panel Sound Shield



REF NO.	PART NO.	QTY. USED	PART DESCRIPTION	REF NO.	PART NO.	QTY. USED	PART DESCRIPTION
	405-6957	1	Kit, Door	4	405-6687	1	+Insulation, Door
1	405-6519-03	1	+Door, Sound Shield	5	406-0958	4	+Latch, Door (1/4 Turn)
2	405-6797	1	+Insulation, Door				
3	895-0395	1	+Seal, Weather (31.2')				

+ - Parts Included in Sound Shield Kit Listed on Engine Sound Shield Page. Two Doors on each Unit

Engine Panel Sound Shield



REF NO.	PART NO.	QTY. USED	PART DESCRIPTION
	405-6958	1	Kit, Front Panel (Includes Parts Marked *)
	405-6960	1	Kit, Panel Duct (Includes Insulation and Panel)
			Kit, Roof Extension Panel (Included Catch & Rivets #)
	405-6961-01	1	MDKAV
	405-6961-02	1	MDKAW, MDKAZ
1	818-0231-01	8	*+>Rivet, Pop
2	406-1032	4	*+>Catch, Door
3	405-6513-03	1	*+>Panel, Front
4	517-0138-07	1	*+>Plug, Hole
5	517-0138-04	1	*+>Plug, Hole
6	517-0138-09	1	Plug, Hole
7	508-0021	1	*+>Grommet, Rubber
8	405-6700	1	Insulation, Duct
9	405-6515-03	1	Panel, Duct
10	405-6521-03	3	#>Panel, Roof Extension (MDKAW, MDKAZ)

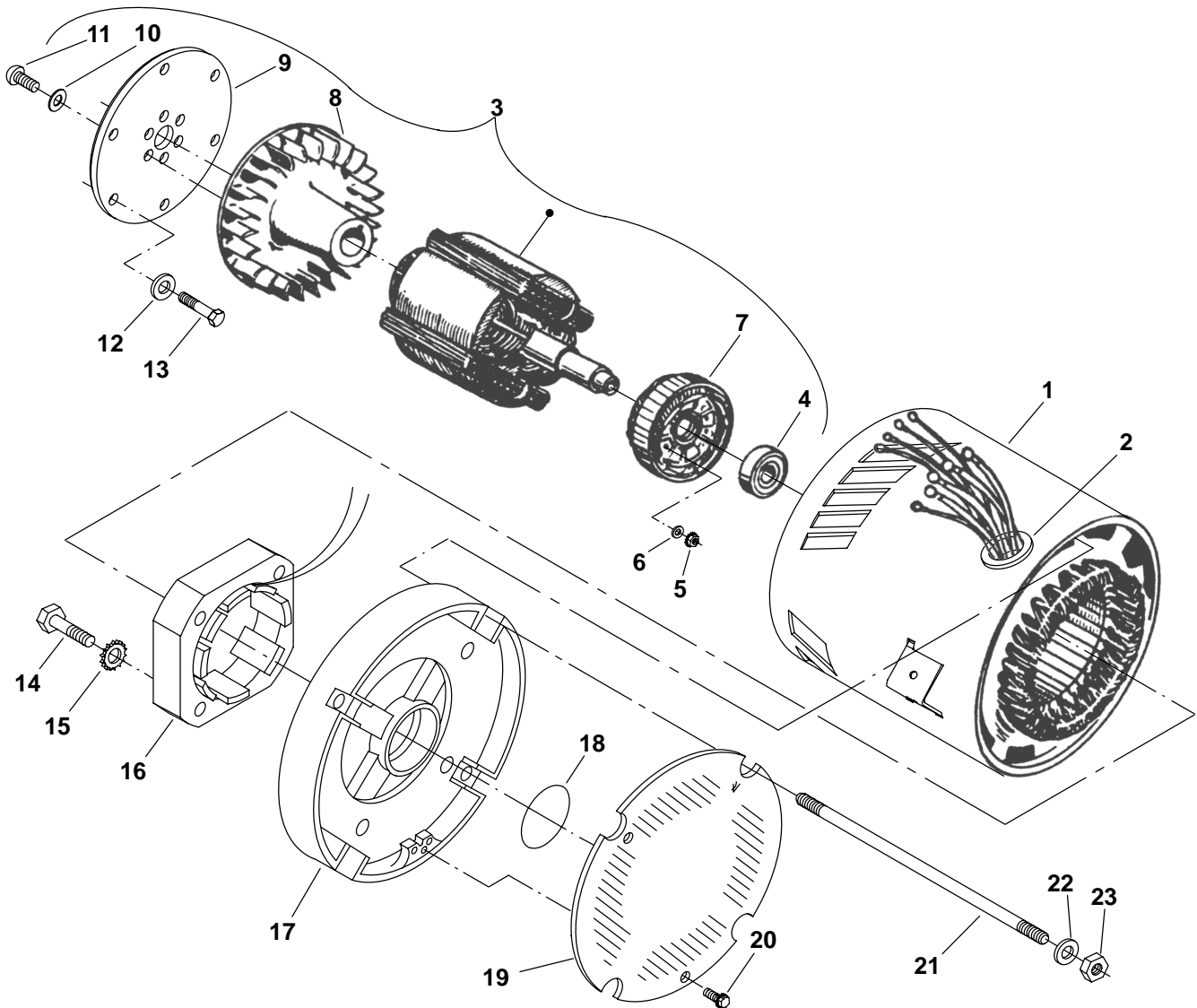
REF NO.	PART NO.	QTY. USED	PART DESCRIPTION
11			Screw, Hex Sems Stainless (M6 x 1 x 16mm)
	821-6006-01	16	MDKAV
	821-6006-01	23	MDKAW, MDKAZ
12	405-4445-03	1	#>Panel, Roof End Insulation
13	405-6523-03	1	#>Panel, Roof End
14	405-6811	3	#>Insulation, Panel Roof Extension (MDKAW, MDKAZ)
15	800-6033	1	#>Screw, Hex Head Cap (M6 x 1x 16mm)
16	853-2006	1	#>Washer, ET (M6)
17	850-2056	3	#>Washer, Lock (M6)
18	860-2057	3	#>Nut, Hex (M6)

* - Parts Included in Front Panel Kit.

- Parts Included in Roof Extension Panel Kit.

+ - Parts Included in Sound Shield Kit Listed on Engine Sound Shield Page.

Generator

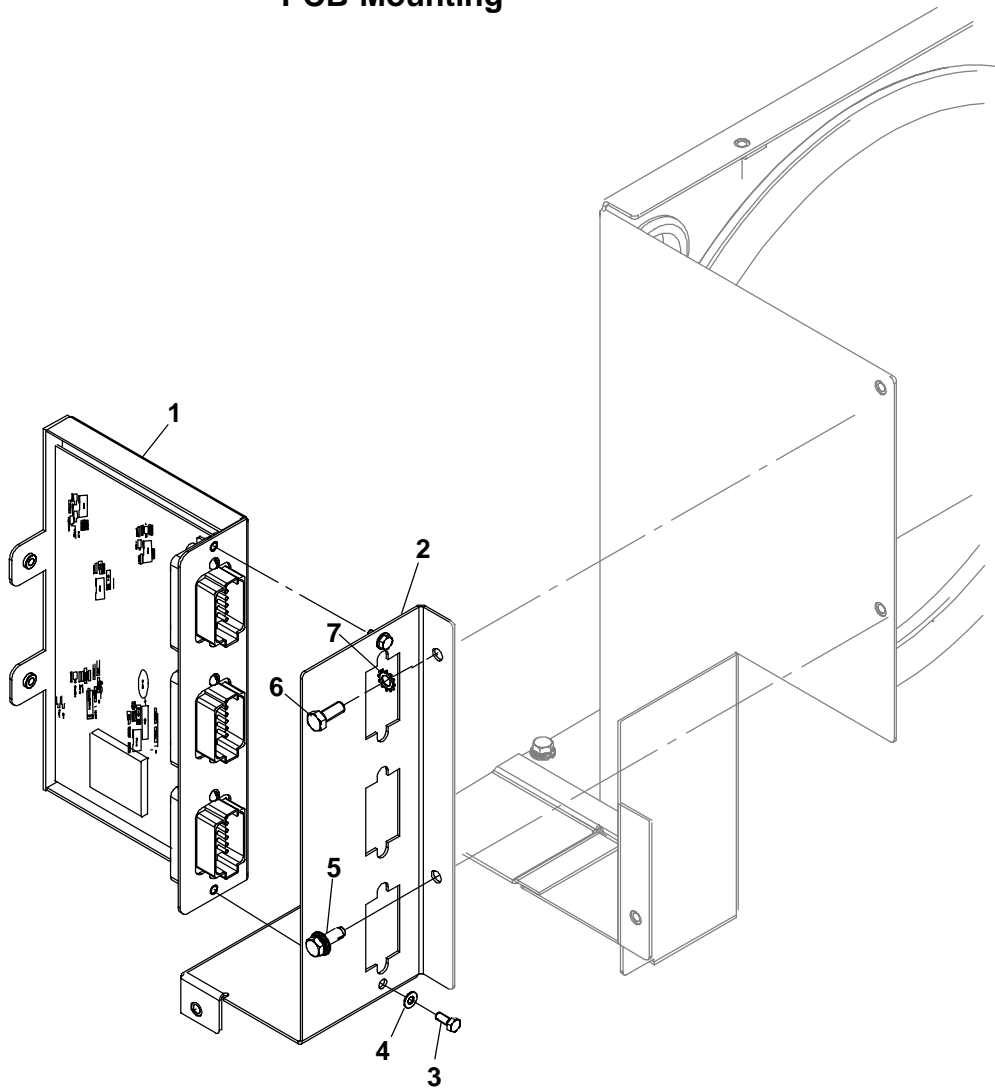


REF NO.	PART NO.	QTY. USED	PART DESCRIPTION	REF NO.	PART NO.	QTY. USED	PART DESCRIPTION
1			Stator, Generator (Includes Grommet)	13	800-2054	6	Screw, Hex Head Cap (M8 x 1.25 x 14mm)
	220-4600-01	1	MDKAV	14	815-0843	4	Screw, Hex Head Thread Form (1/4")
	220-4600-03	1	MDKAW, MDKAZ	15	853-0013	4	Washer, Lock ET (1/4")
2	508-0183	1	Grommet	16	220-4413-02	1	Stator, Exciter
3			Rotor Assy, Generator (Includes Parts Marked *)	17	211-0465-02	1	Endbell
	201-3565-01	1	MDKAV	18	509-0094	1	Seal, O'Ring
	201-3565-03	1	MDKAW, MDKAZ	19	234-0989	1	Cover, Endbell
4	510-0112	1	*Bearing, Ball	20	815-0181	3	Screw, ET Hex Head Thread Cutting (#10-32 x 1/2")
5	870-0131-01	2	*Nut, ET Hex (#10-32)	21			Stud
6	526-0399-11	2	*Washer, Flat (#10)		520-1002-06	4	MDKAV
7	201-3515-02	1	*Rotor, Exciter		520-1004-02	4	MDKAW, MDKAZ
8	205-0255	1	*Fan, Generator	22	526-0399-42	4	Washer, Flat (.375")
9	232-2826	1	*Disk, Rotor Drive	23	862-0026-07	4	Nut, Hex (.375")
10	526-0399-42	6	*Washer, Flat (.38")				
11	815-0917-04	6	*Screw, Button Head Torx (3/8-16 x 1")				
12	526-0399-41	6	Washer, Flat (.312)				

* - Parts Included in Rotor Assy.

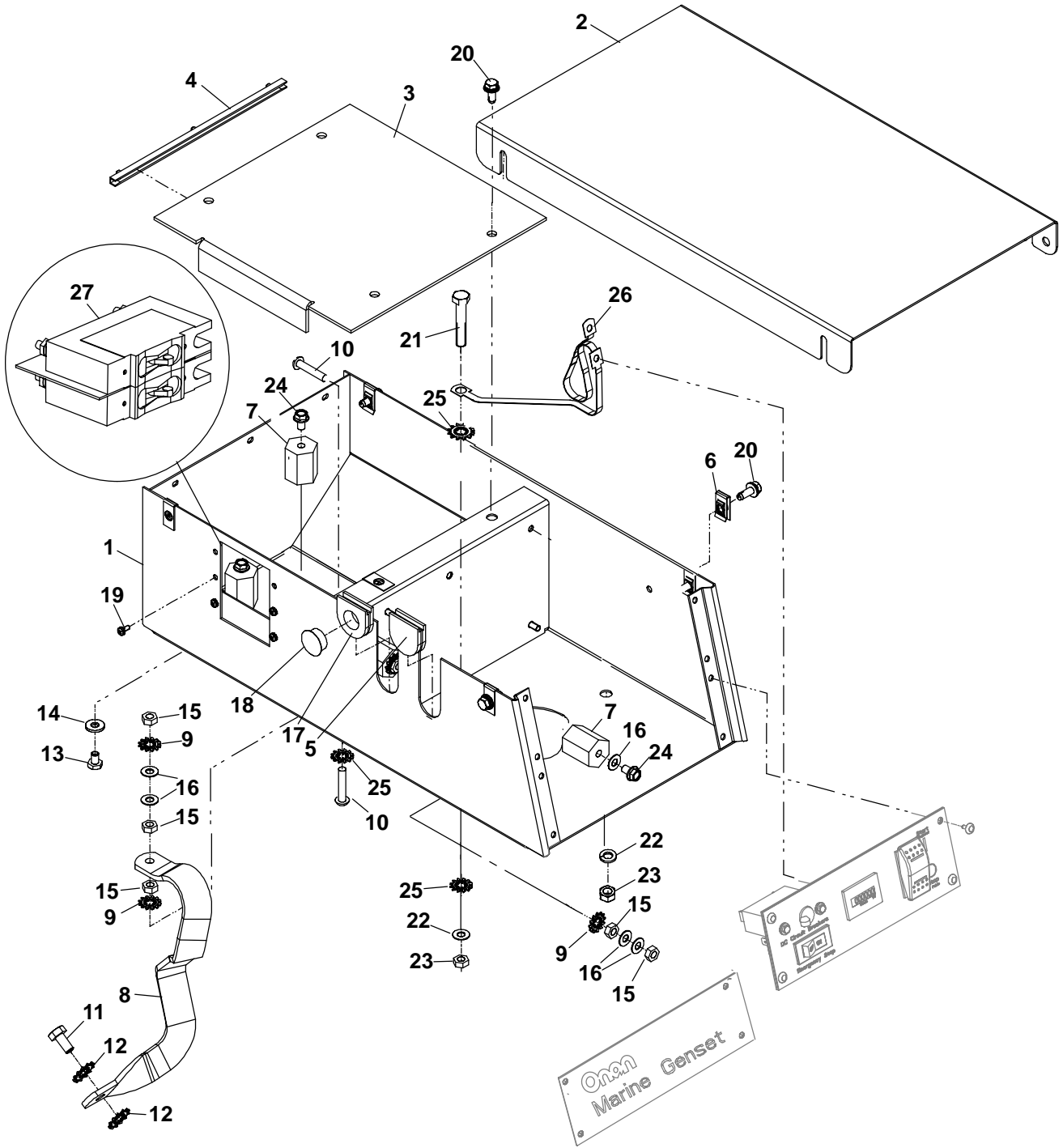
“Blank Page”

PCB Mounting



REF NO.	PART NO.	QTY. USED	PART DESCRIPTION	REF NO.	PART NO.	QTY. USED	PART DESCRIPTION
1	327-1533	1	PCB, Control	6	800-6033	1	Screw, Hex Head Sems Stainless (M6 x 1 x 16mm)
2	405-6522-03	1	Panel, UMC Mounting	7	853-2006	1	Washer, ET (M6)
3	800-3042	2	Screw, Hex (M4 x 10)				
4	526-2050	2	Washer, Flat (M4)				
5	821-6006-01	1	Screw, Hex Head Sems Stainless (M6 x 1 x 16mm)				

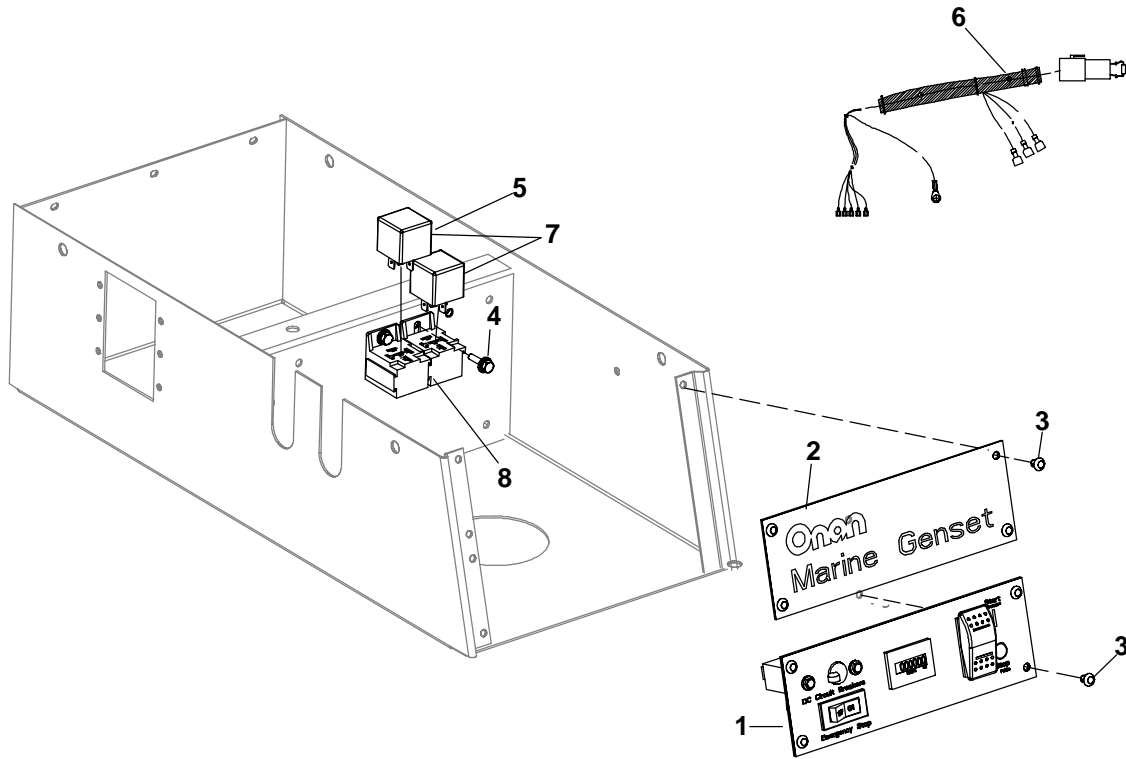
Control Box



Control Box

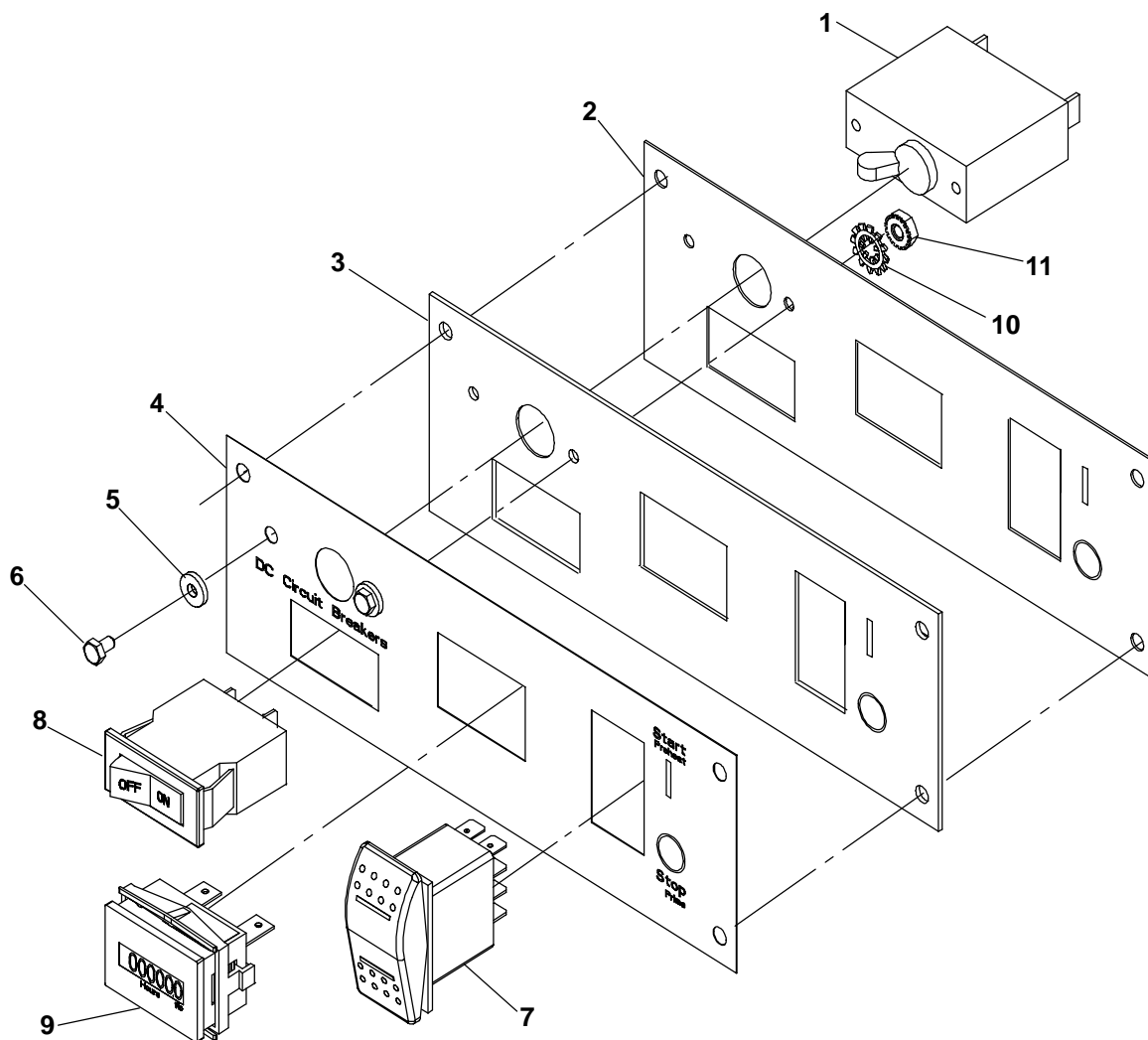
REF NO.	PART NO.	QTY. USED	PART DESCRIPTION	REF NO.	PART NO.	QTY. USED	PART DESCRIPTION
	300-5475	1	Kit, Gauge Panel Spec A	24			Screw, Hex Flange (1/4-20 x 3/8")
			Begin Spec B		821-0009	2	Neg Gnd Single Phase
	319-5576-01	1	12V		821-0009	3	Neg Gnd Three Phase
	319-5576-02	1	24V		821-0009	3	ISO Gnd Single Phase
1	319-5503-03	1	Control, Box		821-0009	4	ISO Gnd Three Phase
2	319-4370-03	1	Cover, Control	25	856-0008	2	Washer, EIT(5/16")
3	319-4404	1	Cover, Control	26	337-3508	1	Strap, Bond
4	332-3750	1	Guide, Card	27			Breaker, Circuit
5	508-1105-01	1	Grommet, Remote				MDKAV
6	870-2228	6	Clip, Nut				2 Pole 120/240V
7	332-2370	2	Standoff, Insulator		320-1689-04	1	30Amps
8	337-2795	1	Strap, Bond		320-1689-05	1	35Amps
9			Washer, Lock (1/4")		320-1689-06	1	40Amps
	856-0006	4	Neg Gnd		320-1689-12	1	70Amps
	856-0006	3	ISO Gnd				3 Pole 240V
10			Screw, Brass (1/4-20 x 1.25")		320-1836-02	1	20Amps
	810-0155	2	Neg Gnd		320-1836-03	1	25Amps
	810-0155	1	ISO Gnd		320-1836-04	1	30Amps
11	800-3017-18	1	Screw, Hex Head Cap (M8 x 1.25 x 16mm)		320-1891-05	1	15Amps
					320-1891-09	1	13Amps
12	853-0016	1	Washer, Lock				MDKAW
13			Screw, Hex Head Cap (1/4-20 x .375")				2 Pole 120/240V
					320-1689-06	1	40Amps
	800-0310-01	2	Single Phase		320-1689-07	1	45Amps
	800-0310-01	3	Three Phase		320-1689-08	1	50Amps
14			Washer, Flat (1/4-20)		320-1689-16	1	90Amps
	526-0399-13	2	Single Phase				3 Pole 240V
	526-0399-13	3	Three Phase		320-1836-04	1	20Amps
15			Nut, Hex Brass (1/4-20)		320-1836-05	1	25Amps
	871-0016	5	Neg Gnd		320-1836-06	1	30Amps
	871-0016	3	ISO Gnd		320-1891-03	1	15Amps
16			Washer, Flat Brass (1/4")		320-1891-05	1	13Amps
	526-0052	4	Neg Gnd		320-1891-06	1	13Amps
	526-0052	3	ISO Gnd				MDKAZ
17	508-1105	1	Grommet, Remote				2 Pole 120/240V
18	517-0136	1	Plug, Hole		320-1689-07	1	45Amps
19			Screw, Pan Head XREC (6-32 x .31)		320-1689-08	1	50Amps
					320-1689-09	1	55Amps
	815-0550-01	4	Single Phase		320-1689-10	1	60Amps
	815-0550-01	6	Three Phase		320-1689-18	1	100Amps
20	821-6006-01	6	Screw, Hex Head Sems Stainless (M6 x 1 x 16mm)				3 Pole 240V
					320-1836-07	1	45Amps
21	800-6062	3	Screw, Hex Head Cap (M8 x 1.25 x 45mm)		320-1836-06	1	40Amps
					320-1836-08	1	50Amps
22	850-2058	3	Washer, Split Lock Stainless (M8)		320-1891-01	1	25Amps
					320-1891-03	1	20Amps
23	860-2058	3	Nut, Hex Stainless (M8 x 1.25mm)		320-1891-06	1	18Amps

Control Panel Components



REF NO.	PART NO.	QTY. USED	PART DESCRIPTION	REF NO.	PART NO.	QTY. USED	PART DESCRIPTION
	541-0583	1	Kit, Blank Panel (12V Includes Blank Panel Assy and Resistor)	4	821-6001-03	2	Screw, Hex Head Sems (M5 x .8 x 16mm)
	541-0584	1	Kit, Blank Panel (24V Includes Blank Panel and PCB Regulator)	5	307-2819	1	Relay (24V)
1			Assy Panel, Engine	6	338-4213-01	1	Harness, Control 12V
	300-5476-01	1	12V No Network		338-4213-02	1	24V
	300-5476-02	1	24V Neg GND No Network		338-4414-05	1	12V
	300-5476-07	1	12V Network		338-4414-06	1	24V
	300-5476-08	1	24V Neg GND Network	7			Relays
2	300-5474	1	Assy Panel, Blank (Std)		307-2767	2	12V
3	818-1150-03	8	Rivet, Drive Plastic (Std)		307-2767	1	24V
				8	323-1563	2	Contact, Relay

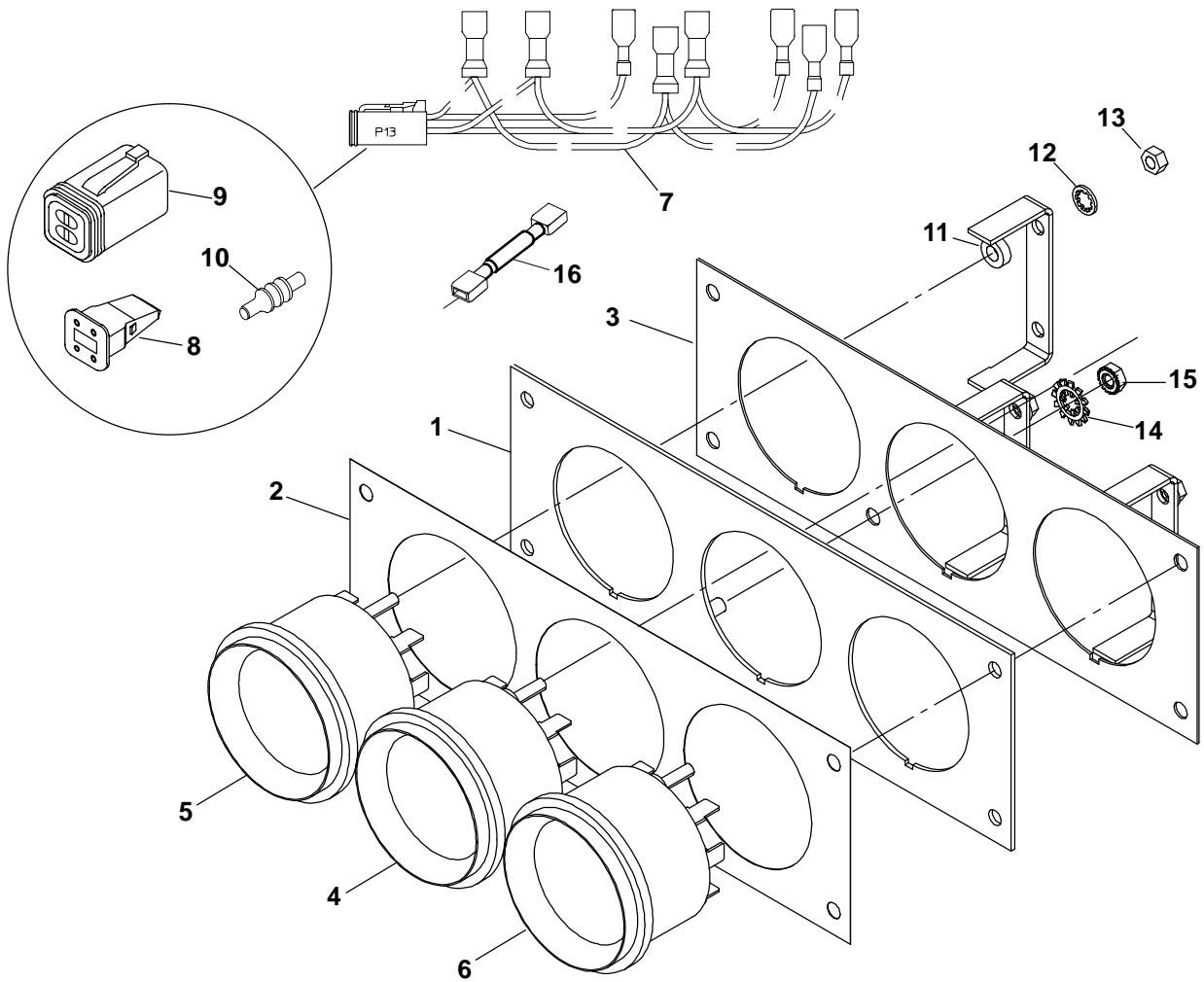
Control Panel Components (Breaker Switch Option)



REF NO.	PART NO.	QTY. USED	PART DESCRIPTION	REF NO.	PART NO.	QTY. USED	PART DESCRIPTION
1	320-1862-01	1	Breaker, Circuit (50 Amp)	8	320-1140	1	Breaker, Circuit (15 Amp)
2	319-4467-02	1	Panel, Control (Gnd)	9	302-2048	1	Meter, Hour
3	319-4368-06	1	Panel, Control	10	856-0003	1	Washer, EIT Lock (#10)
4	98-7781	1	Label, Control	11	870-0131	1	Nut, Sems EIT
5	526-0399-05	2	Washer, Flat (#6)				
6	800-0309-10	2	Screw, Hex Head (6-32 x 1/4")				
7			Switch, Rocker SPDT				
	308-1102	1	24VDC				
	308-1101	1	12VDC				

* - See Control Box for Location.

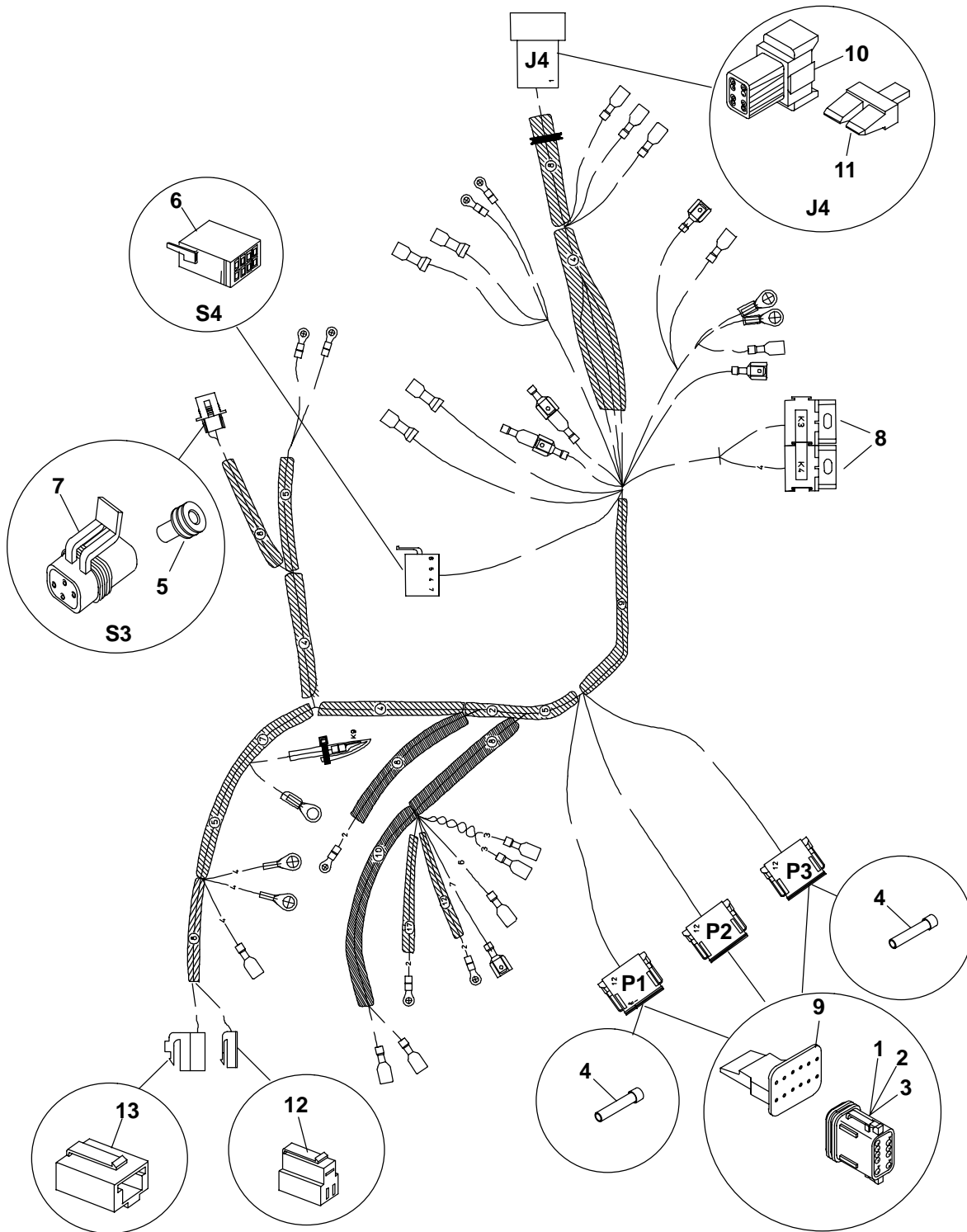
Gauge Panel Components



QTY NO.	PART NO.	REF USED	PART DESCRIPTION	QTY NO.	PART NO.	REF USED	PART DESCRIPTION
			Kit, Gauge Panel (Includes Parts Marked *)	8	323-1548	1	Wedge, Plug
	541-1206-01	1	12V	9	323-1546	1	Connector, Plug
	541-1206-02	1	24V	10	323-1492	4	Terminal, Pin
1	319-4368-05	1	*Panel, Control	11	526-0409	6	*Washer, Nylon (M4)
2	98-7845	1	*Label, Control	12	850-0114-51	6	*Washer, Lock (M4)
3	319-4467-01	1	*Panel, Control (GND)	13	860-2025	6	*Nut, Hex (M4 x 0.7)
4	302-2087	1	*Meter, Water Temp	14	856-0003	1	*Washer, ETIT Lock (#10)
5	302-2088	1	*Meter, Oil Pressure	15	870-0131	1	Nut, Sems ET
6			*Voltmeter	16			Resistor (24V Only)
	302-2051-01	1	12V		304-0835-04	1	620 Ohms
	302-2051-02	1	24V		304-0835-03	1	330 Ohms
7	338-4010	1	*Harness, Gauge Panel (Includes Connector, Wedge and Plug)				

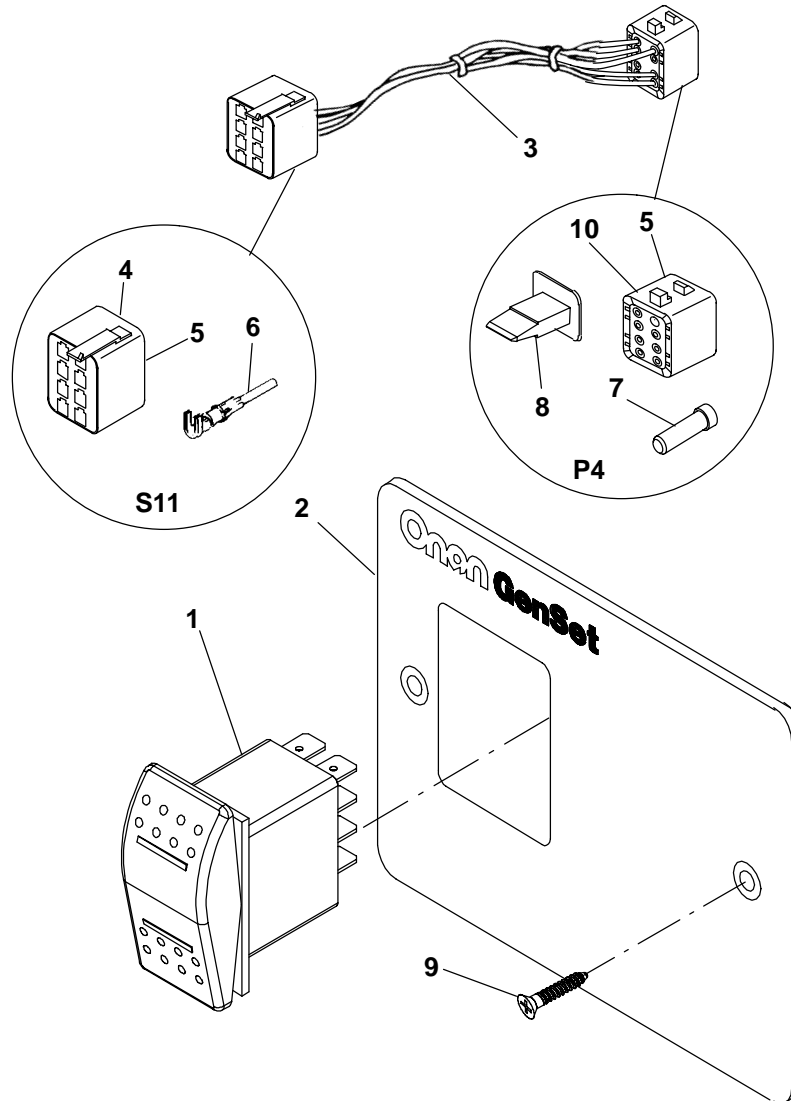
* - Parts Included in Gauge Panel Kit.

Control Harness



REF NO.	PART NO.	QTY. USED	PART DESCRIPTION	REF NO.	PART NO.	QTY. USED	PART DESCRIPTION
	338-4396		Harness, Control	7	323-1765	1	Connector, Housing 4 Pin (S3)
1	320-1582-06	1	Plug (12 Pin, Black P1)	8	323-1563	1	Socket, Relay
2	323-1582-07	1	Plug (12 Pin, Gray P2)	9	323-1583	3	Plug, Wedge 12 Pin
3	323-1582-05	1	Plug (12 Pin, Green P3)	10	323-1542	1	Connector, Receptacle 8 Pin
4	323-1591	AR	Plug (P1, P3)	11	323-1544	1	Receptacle, Wedge(J4)
5	323-1708	AR	Seal,Cable(S3)	12	323-1791	1	Connector, Plus 1 Pos
6	308-1019	1	Switch, Connector (S4)	13	323-1792	1	Connector, Plus 3 Pos

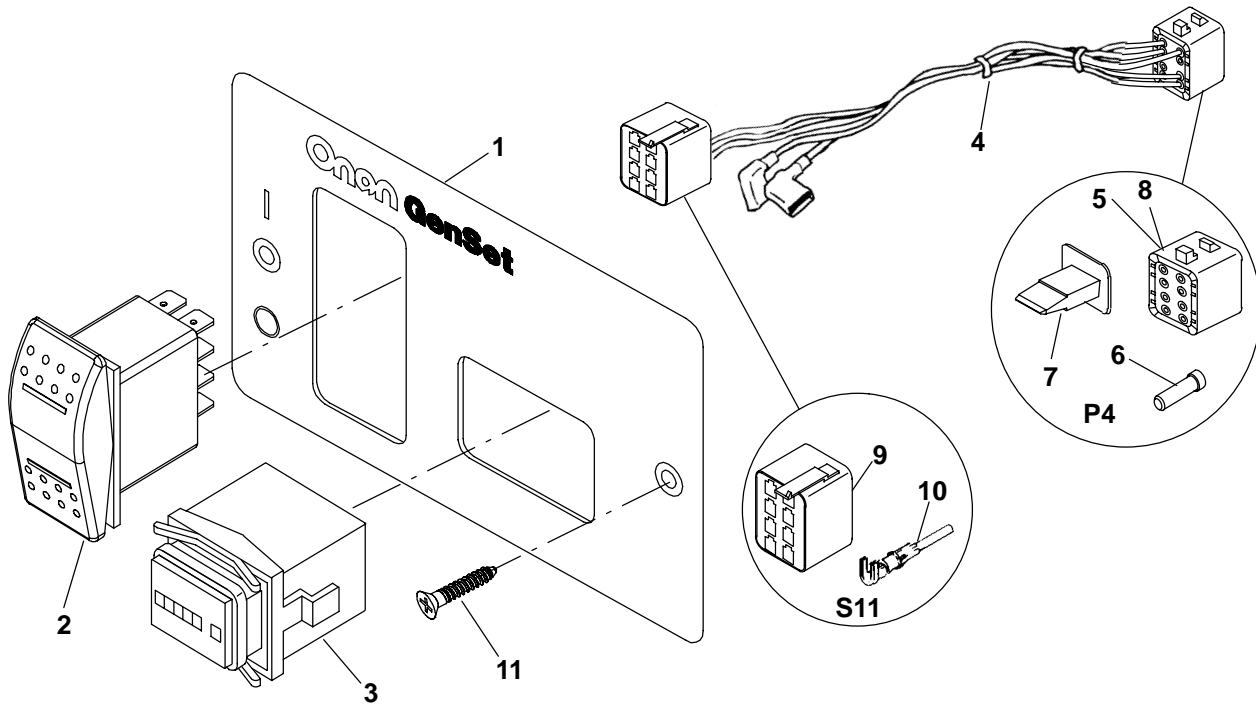
Remote Control Panel



REF NO.	PART NO.	QTY. USED	PART DESCRIPTION	REF NO.	PART NO.	QTY. USED	PART DESCRIPTION
			Kit, Panel Remote	5	332-2890	6	*Terminal, Receptacle (.25")
	300-5725-01	1	12V	6	323-1492	6	*Pin, Contact
	300-5725-02	1	24V	7	323-1591	3	*Plug, Seal
1			+Switch, Rocker (S11)	8	323-1543	1	*Wedge, Plug (8 Pin)
	308-1101	1	12V	9	815-0910	2	*Screw, Wood (#6 x 1)
	308-1102	1	24V	10	98-7841	1	+Label, Indicator (Switch, Meter)
2	319-4996	1	Panel, Remote (Includes Printing)				
3	338-3988	1	+Harness, Remote Panel (Includes Parts Marked *)				
4	308-1019	1	*Connector, Switch (S11)				

* - Parts Included in Remote Panel Harness.
 + - Parts Included in Remote Switch Harness.

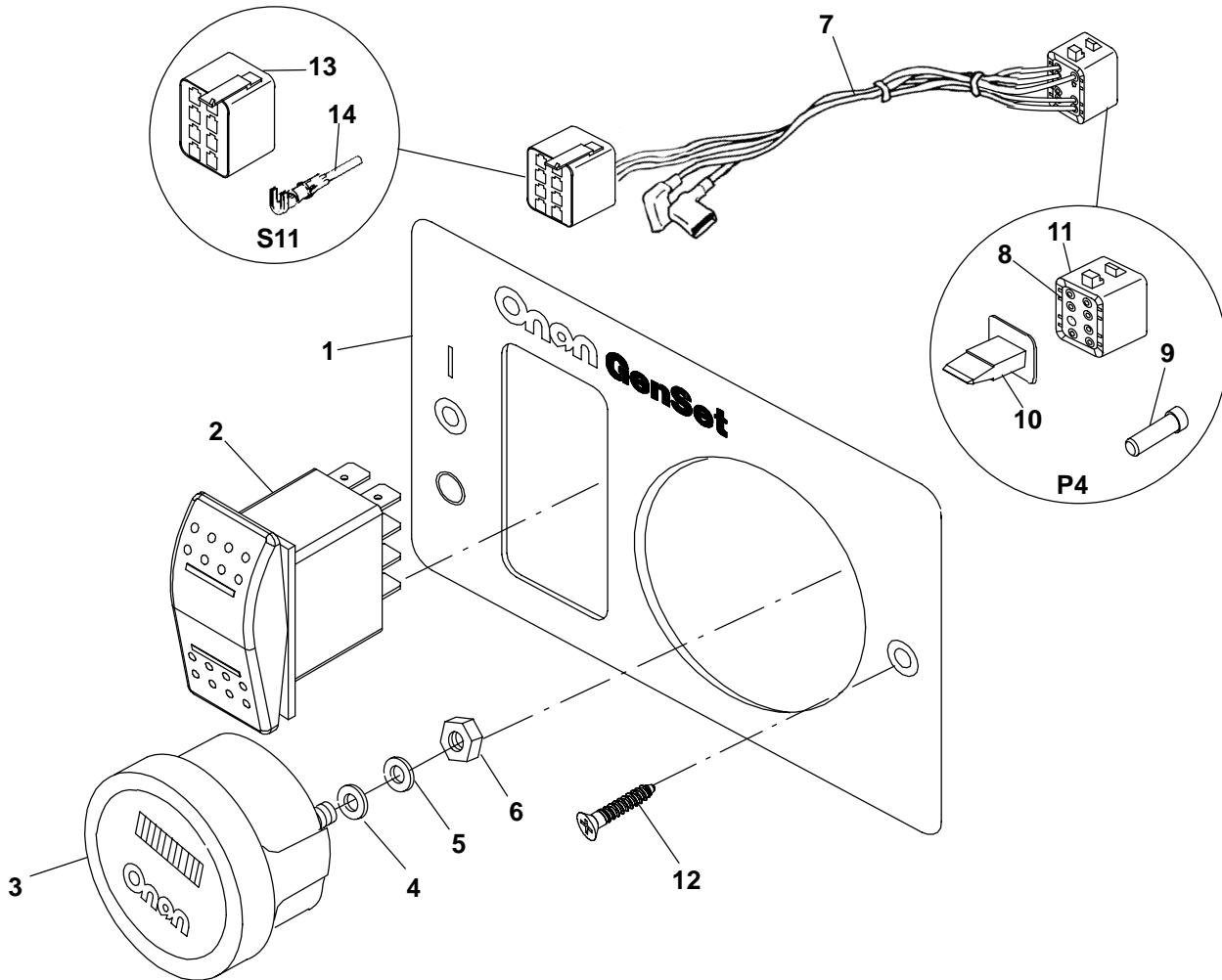
Remote Control Panel w/Hour Meter



REF NO.	PART NO.	QTY. USED	PART DESCRIPTION	REF NO.	PART NO.	QTY. USED	PART DESCRIPTION
			Kit, Panel, Remote				
	300-5727-01	1	12V	6	323-1591	2	*Plug, Seal
	300-5727-02	1	24V	7	323-1543	1	*Wedge, Plug (8 Pin)
1	319-4998	1	Panel, Remote Printed	8	323-1492	6	*Pin, Contact
2			Switch, Rocker (S11)	9	308-1019	1	*Connector, Switch (S11)
	308-1101	1	12V	10	332-2890	6	*Terminal, Receptacle (.25")
	308-1102	1	24V	11	815-0910	2	Screw, Wood (#6 x 1)
3	302-2048	1	Meter, Hour (M11)	12	98-8081	1	Label, Panel (Remote)
4	338-3990	1	Harness, Remote Panel (Includes Parts Marked *)				
5	323-1541	1	*Plug (8 Pin) (P4)				

* - Parts Included in Remote Panel Wiring Harness.

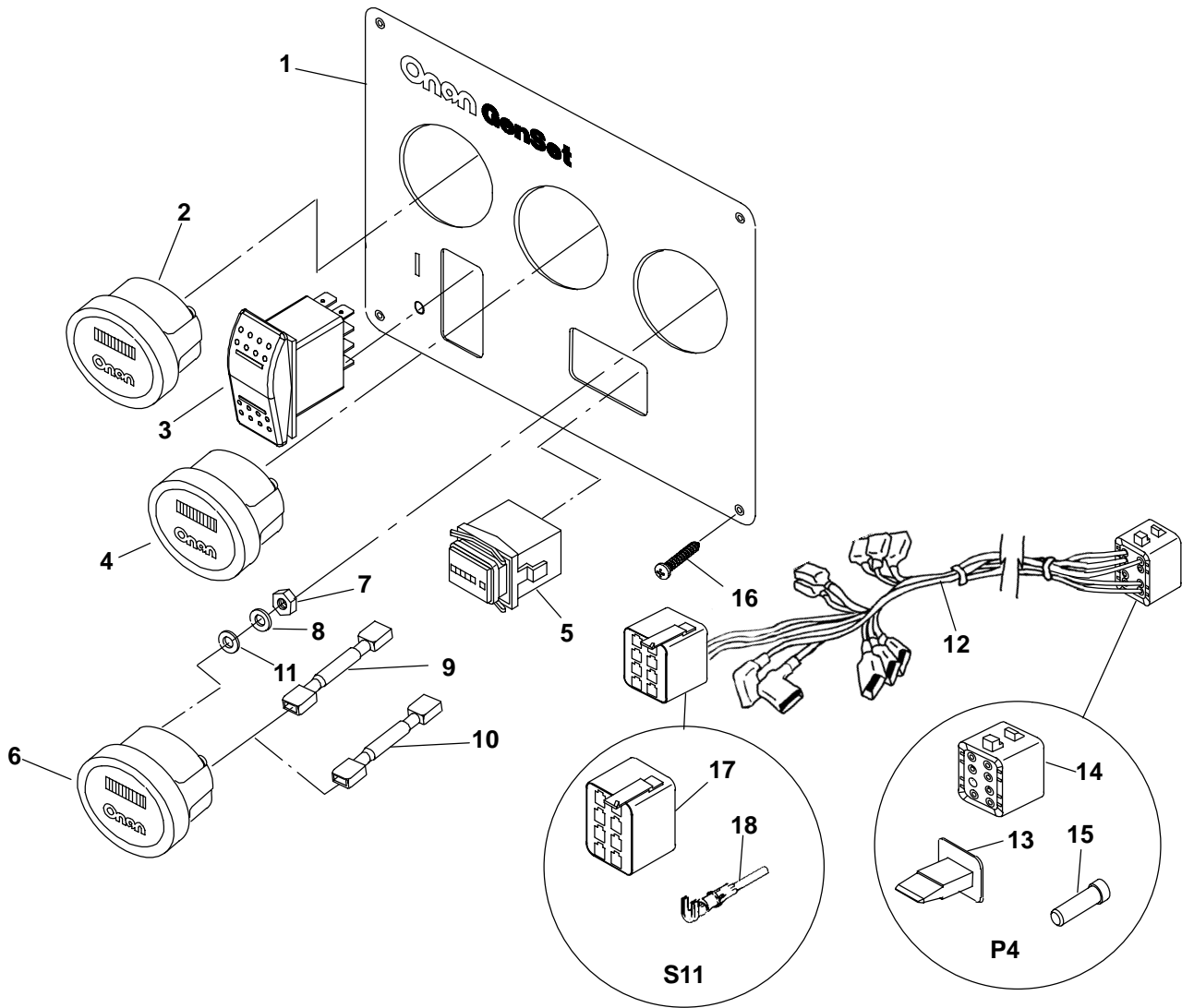
Deluxe Remote Control Panel w/Volt Meter



REF NO.	PART NO.	QTY. USED	PART DESCRIPTION	REF NO.	PART NO.	QTY. USED	PART DESCRIPTION
			Kit, Remote Panel	6	860-2025	2	Nut, Hex (M4 x .7)
	300-5451-01	1	12V	7	338-3990	1	Harness, Remote Panel (Includes Parts Marked *)
	300-5451-02	1	24V	8	323-1541	1	*Plug, (8 Pin) (J4)
1	319-4401	1	Panel, Remote Printed	9	323-1591	2	*Plug, Seal
2			Switch, Rocker (S11)	10	323-1543	1	*Wedge, Plug (8 Pin)
	308-1101	1	12V	11	323-1492	6	*Pin, Contact
	308-1102	1	24V	12	815-0910	2	Screw, Wood (#6 x 1)
3			Meter, Volt (M14)	13	308-1019	1	*Connector, Switch (S11)
	302-2051-01	1	12V (8-18V)	14	332-2890	6	*Terminal, Receptacle (.25")
	302-2051-02	1	24V (16-36V)				
4	526-0409	2	Washer, Nylon				
5	850-0114-51	2	Washer, lock				

* - Parts Included in Remote Panel Wiring Harness.

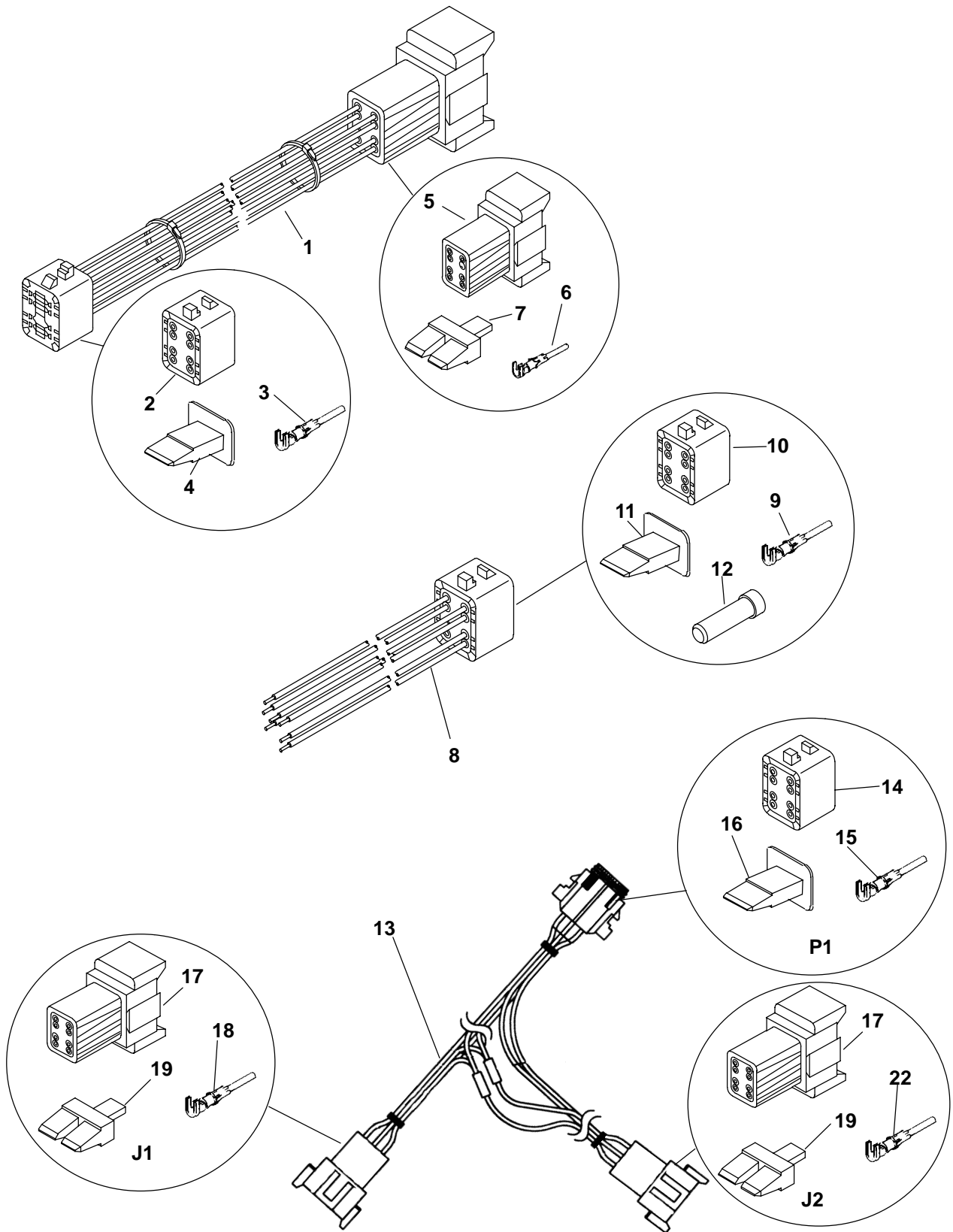
Remote Gauge Panel



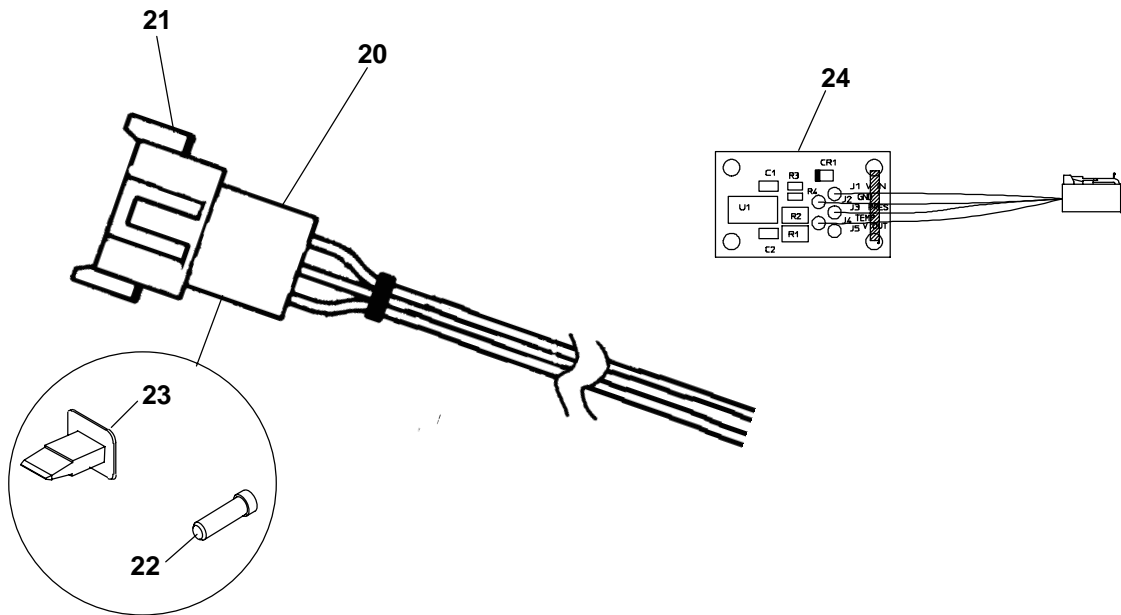
REF NO.	PART NO.	QTY. USED	PART DESCRIPTION	REF NO.	PART NO.	QTY. USED	PART DESCRIPTION
			Kit, Remote Gauge Panel	7	860-2025	6	Nut, Hex Head (M4 x .7)
			Spec A	8	850-0114-51	6	Washer, Lock
	300-5445-01	1	12V	9	304-0835-03	1	Resistor (24V, 330 Ohms)
	300-5445-02	1	24V	10	304-0835-04	1	Resistor (24V, 620 Ohms)
			Begin Spec B	11	526-0409	6	Washer, Nylon
	319-5835-01	1	12V	12	338-3989	1	+Harness, Remote Panel
	319-5835-02	1	24V				(Includes Parts Marked +)
1	319-3254-02	1	Panel, Remote	13	323-1543	1	+Wedge, Plug (8 Pin)
2			Gauge, Oil Pressure (M12)	14	323-1541	1	+Plug (8 Pin) (P4)
	302-2050	1	Spec A	15	323-1492	8	+Pin, Contact
	302-2083	1	Begin Spec B	16	808-0023	4	Screw, Pan Head Sheet Metal (#8 x .50")
3			Switch, Rocker (SPDT) (S11)	17	308-1019	1	+Connector, Switch (S11)
	308-1101	1	12V Sets	18	332-2890	6	+Terminal. Connector
	308-1102	1	24V Sets				
4			Gauge, Water Temperature				
	302-2049	1	Spec A				
	302-2082	1	Begin Spec B				
5	302-2048	1	Hourmeter				
6			Meter, Volt (M14)				
	302-2051-01	1	12V Sets (8-18V)				
	302-2051-02	1	24V Sets (18-34V)				

+ - Parts Included in Remote Panel Harness

Wiring Harnesses



Wiring Harnesses



REF NO.	PART NO.	QTY. USED	PART DESCRIPTION	REF NO.	PART NO.	QTY. USED	PART DESCRIPTION
1			Harness, Remote Extension (Includes Parts Marked #)	14	323-1541	1	±°Plug, Connector (8 Pin)
	338-3167	1	15 feet	15	323-1492	AR	±°Terminal, Socket
	338-3168	1	25 feet	16	323-1543	1	±°Wedge, Plug (8 Pin)
	338-3169	1	45 feet	17	323-1542	2	+Connector, Receptacle (8 Pin)
	338-3169-01	1	75 feet	18	323-1491	AR	@ Terminal, Pin
	338-3169-02	1	100 feet	19	323-1544	2	+Wedge, Lock, Receptacle (8 Pin)
	338-3169-03	1	150 feet	20	338-4017	1	Harness, Pigtail (Includes Parts Marked @)
2	323-1541	1	#Plug (8 Pin)	21	323-1542	1	@ Connector, Receptacle (8 Pin)
3	323-1492	8	#Terminal, Socket	22	323-1491	AR	+Terminal, Pin
4	323-1543	1	#Wedge, Plug (8 Pin)	23	323-1544	2	@ Wedge, Lock (8 Pin)
5	323-1542	1	#Receptacle, (8 Pin)	24	327-1268	1	PCB (Regulator)
6	323-1491	8	#Terminal, Pin				
7	323-1544	1	#Wedge, Receptacle (8 Pin)				
8	338-3098	1	Harness, Pigtail (8") (Includes Parts Marked *)				
9	323-1492	7	*Terminal, Socket				
10	323-1541	1	*Plug (8 Pin)				
11	323-1543	1	*Wedge, Plug (8 Pin)				
12	323-1591	1	*Plug Connector				
13	338-4016	1	Harness, Junction (Includes Parts Marked +)				

- Parts Included in Remote Extension Harness.

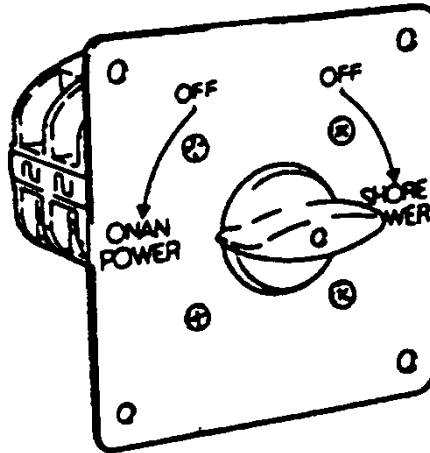
* - Parts Included in Custom Pigtail Harness.

° - Parts Included in Adapter Harness.

.+ - Parts Included in Junction Harness.

.@ - Parts Included in Pigtail Harness.

Manual Transfer Switch



REF NO.	PART NO.	QTY. USED	PART DESCRIPTION
			Switch, On Shore/Off Shore Rotary
	308-0269	1	120V (2 Wire)
	308-0270	1	120/240V (3 Wire)

Labels, Gasket Kits

REF NO.	PART NO.	QTY. USED	PART DESCRIPTION	REF NO.	PART NO.	QTY. USED	PART DESCRIPTION
98-2235-02		1	Label, Ground				Kit, Engine Gasket
98-4798-01		1	Label, Warning (Rotating Parts) (Unhoused Sets)				Includes All of The Following:
			Label, Warning (Hot Pressurized Coolant)	168-0226		1	MDKAV
				168-0227		1	MDKAW
98-5161		1	Label, Coolant (Housed Sets)	185-5641		4	Gasket, Delivery Valve
98-5338		1	Label, No Step	185-5643		4	Seal, O'Ring
98-5347		1	Label, Danger (High Voltage)	185-5478		1	Gasket, Oil Pan
98-5667		1	Unhoused Sets	185-2349		2	Gasket, Oil Fill Plug
98-5667		2	Housed Sets	185-6579		1	Gasket, Pump Cover
98-5755		1	Label, Warning (Hazardous Voltage)	185-6863		1	Gasket, Gearcase
				185-6498		2	Gasket, Valve Cover
98-6074-02		1	Label, Warning (Operation, Maintenance and Service)	185-5646		8	Seal, O'Ring
							Gasket, Cylinder Head
98-6995		2	Label, Warning (Exposed Belts) (Housed Sets)	185-7373		1	MDKAV
				185-6478		1	MDKAW
98-6996		1	Label, No Step (Housed Sets) (Housed Sets)	185-7304		1	MDKAZ
				185-6545		1	Seal, O'Ring
98-6997		1	Label, Lifting Eye (Housed Sets)	185-5661		2	Gasket
98-7783		1	Label, Warning	185-5663		1	Gasket
98-7850		2	Label (Onan e-QD)	185-6603		1	Gasket, Shaft Cover
98-7856		1	Label, Connection (Front) (Housed Sets)	185-5691		1	Seal, O'Ring
				185-2461		1	Seal, Oil
98-7857		1	Label, Connection (Rear)	185-6894		1	Gasket, Control Plate
98-8040		1	Label, Information (Reconnection)	185-2284		5	Gasket
				185-5337		4	Gasket, Nozzle Holder
100-3478-02			Kit, Cruise Includes	185-6511		1	Gasket, Bearing Case Cover
			All of The Following Items:	185-6869		1	Gasket, Bearing Case
149-2106		2	Filter, Fuel	185-2291		4	Gasket
185-5835		2	Filter, Oil	509-0094		1	Seal, O'Ring
132-0379		2	Kit, Impeller	185-6580		1	Gasket, Fuel Pump
185-6934		1	Belt	185-6922		11	Gasket, Water Flange
130-4434		2	Pencil, Zinc	185-6004		1	Gasket, Thermostat
417-0223		1	Box, Cruise Kits	185-7299		1	Gasket, Water Pump
				185-6854		2	Gasket, Exhaust Manifold
				185-7300		8	Seal, Valve Stem
				185-6853		1	Gasket, Exhaust
				185-6701		1	Gasket, Intake Manifold
				185-2284		5	Seal, O'Ring
				185-5869		2	Seal, O'Ring
				185-3080		2	Seal, O'Ring
				185-2338		1	Seal, O'Ring
				185-2095		1	Seal, O'Ring
				185-3078		1	Seal, O'Ring
				185-6494		1	Seal, Oil
				185-5869		1	Seal, O'Ring
				185-5743		1	Seal, O'Ring
				185-6510		1	Seal, Oil

Numerical Index

<u>Part No.</u>	<u>Page</u>	<u>Part No.</u>	<u>Page</u>	<u>Part No.</u>	<u>Page</u>	<u>Part No.</u>	<u>Page</u>
098-2235-02,	79	110-3959,	27	130-5176,	43	149-2235,	38
098-4798-01,	79	110-3960,	22	130-5387-01,	45	149-2312,	40
098-5161,	79	110-3961,	22	130-5448-01,	55	149-2313,	40
098-5338,	79	110-3962,	7	130-5448-02,	55	149-2331-01,	38
098-5347,	79	110-3963,	7	132-0358,	45 , 46	149-2599,	38
098-5667,	79	110-3965,	22	132-0360,	46	149-2601,	38
098-5755,	79	110-3966,	22	132-0361,	46	149-2612,	38
098-6074-02,	79	110-3967,	22	132-0362,	46	149-2618-04,	38
098-6995,	79	112-0302,	10	132-0363,	46	149-2654,	38
098-6996,	79	112-0303,	10	132-0364,	46	149-2655,	38
098-6997,	79	114-0418,	10	132-0365,	46	150-2864,	17
098-7781,	69	114-0419,	10	132-0366,	46	150-2868,	18
098-7783,	79	115-0512,	31	132-0367,	46	150-2869,	18
098-7841,	72	115-0513,	27	132-0368,	46	150-2870,	17
098-7845,	70	115-0514,	32	132-0369,	46	154-3020-01,	53
098-7850,	79	120-1332-02,	49	132-0370,	46	154-3060,	53
098-7856,	79	120-1361,	50	132-0371,	46	154-3203,	51
098-7857,	79	120-1362,	50	132-0372,	46	154-3204,	51
098-8040,	79	123-2295,	31 , 32	132-0373,	46	155-1002,	39
098-8081,	73	123-2296,	31 , 32	132-0374,	46	155-2029,	39
100-3478-02,	79	123-2297,	31 , 32	132-0375,	46	155-2030,	39
100-3615-01,	7	123-2298,	31 , 32	132-0376,	46	155-2033,	53
100-3615-02,	7	123-2299,	31 , 32 , 33	132-0377,	46	155-2666-01,	53
100-3616-01,	7	130-2333,	53	132-0378,	46	155-3146,	53
100-3616-02,	7	130-3571,	48	132-0379,	46 , 79	155-3147,	39
100-3620-01,	7	130-3572,	48	132-0380,	46	155-3199,	45
100-3620-02,	7	130-3573,	48	132-0462,	34	155-3216,	39
100-3944-01,	7	130-3574,	48	132-0463,	34	155-3217,	39
100-3944-02,	7	130-3721,	53	140-2898,	51	155-3218,	39
100-3945-01,	7	130-4434,	43 , 79	140-3078,	51	155-3233,	53
100-3945-02,	7	130-4739-03,	43	149-1908-05,	40 , 41	155-3240,	53
100-3946-01,	7	130-4740-02,	43	149-1914-01,	41	155-3256,	53
100-3946-02,	7	130-4830,	51	149-1949,	41	155-3257,	53
102-1485,	49	130-4847-03,	56	149-1952,	41	155-3261-02,	53
102-1511,	50	130-4869-03,	56	149-1953,	41	155-3522,	53
103-0834,	33	130-4870,	56	149-2045,	41	155-3523,	53
103-0835,	33	130-4945-03,	56	149-2046,	41	168-0226,	79
105-0744,	9	130-4985-03,	43	149-2047,	41	168-0227,	79
105-0745,	9	130-5169,	43	149-2100,	38	184-0071,	42
110-3827,	26 , 27	130-5170,	43	149-2106,	38 , 79	184-0072,	7

Numerical Index

<u>Part No.</u>	<u>Page</u>	<u>Part No.</u>	<u>Page</u>	<u>Part No.</u>	<u>Page</u>	<u>Part No.</u>	<u>Page</u>
185-2072,	26	185-3078,	79	185-5663,	21 , 79	185-6362,	13
185-2076,	26	185-3080,	33 , 79	185-5684,	17	185-6365,	13
185-2080,	26 , 27	185-3093,	15	185-5685,	17	185-6386,	12
185-2095,	7 , 22 , 79	185-4255,	16 , 19 , 33	185-5691,	79	185-6394,	30 , 31 , 32
185-2096,	50	185-5337,	23 , 79	185-5714,	34	185-6409,	11
185-2102,	7	185-5407,	30 , 33	185-5719,	34	185-6441,	13
185-2115,	7	185-5421,	23	185-5741,	33	185-6442,	13
185-2124,	33	185-5445,	35 , 36	185-5742,	33	185-6445,	29
185-2170,	11	185-5478,	50 , 79	185-5743,	33 , 79	185-6468,	7
185-2178,	11	185-5484,	7	185-5745,	34	185-6469,	7
185-2179,	26 , 27	185-5486,	7	185-5771,	37	185-6471,	7
185-2184,	26 , 27	185-5487,	7	185-5777,	37	185-6472,	7
185-2188,	7 , 22	185-5490,	7	185-5782,	37	185-6475,	22
185-2233,	7	185-5495,	49	185-5783,	37	185-6476,	22
185-2284,	7 , 17 , 23 , 79	185-5502,	22	185-5784,	37	185-6477,	22
		185-5558,	9	185-5798,	19	185-6478,	22 , 79
185-2291,	30 , 31 , 32 , 79	185-5560,	9	185-5820,	21	185-6479,	22
185-2338,	7 , 79	185-5612,	23	185-5826,	29 , 50	185-6480,	33
185-2345,	23	185-5615,	23	185-5833,	33	185-6481,	33
185-2349,	30 , 33 , 79	185-5623,	19	185-5835,	33 , 79	185-6482,	33
185-2359,	33	185-5624,	19	185-5843,	7	185-6483,	33
185-2380,	7	185-5625,	19	185-5845,	7	185-6484,	33
185-2384,	30	185-5639,	21	185-5869,	33 , 79	185-6485,	33
185-2385,	23	185-5640,	21	185-5924,	8	185-6486,	33
185-2386,	15 , 27 , 50	185-5641,	21 , 79	185-5938,	8	185-6487,	33
185-2387,	18	185-5643,	21 , 79	185-5941,	8	185-6490,	33
185-2388,	9 , 15 , 16 , 29 , 35 , 36	185-5644,	21	185-5942,	8	185-6491,	33
		185-5645,	21	185-5943,	8	185-6492,	33
185-2389,	15 , 50 , 51	185-5646,	21 , 79	185-5959,	15 , 18	185-6493,	33
185-2390,	14	185-5647,	21	185-5960,	15 , 18	185-6494,	33 , 79
185-2391,	14	185-5649,	21	185-5985,	23	185-6497,	30
185-2411,	22	185-5650,	21	185-6004,	29 , 79	185-6498,	30 , 32 , 79
185-2412,	7	185-5652,	21	185-6005,	29	185-6499,	30 , 51
185-2413,	22	185-5653,	21	185-6039,	7	185-6500,	30
185-2461,	79	185-5654,	21	185-6040,	7	185-6501,	30
185-2564,	11 , 35 , 36	185-5655,	21	185-6103,	31 , 32	185-6503,	30
185-2572,	7 , 35 , 36	185-5658,	21	185-6121,	7	185-6506,	14
185-2578,	19	185-5659,	21	185-6163,	18	185-6507,	14
185-2658,	12	185-5661,	21 , 79	185-6354,	13	185-6509,	14
185-3055,	31 , 32	185-5662,	21	185-6358,	13	185-6510,	14 , 79

Numerical Index

<u>Part No.</u>	<u>Page</u>	<u>Part No.</u>	<u>Page</u>	<u>Part No.</u>	<u>Page</u>	<u>Part No.</u>	<u>Page</u>
185-6511,	79	185-6554,	8	185-6621,	23	185-6747,	22
185-6512,	14	185-6555,	8	185-6624,	23	185-6748,	19 , 21
185-6513,	14	185-6556,	8	185-6629,	36	185-6749,	19
185-6514,	14	185-6558,	15	185-6630,	36	185-6750,	23
185-6515,	14	185-6560,	15	185-6631,	35 , 36	185-6751,	23
185-6516,	9	185-6561,	15	185-6633,	35 , 36	185-6759,	16 , 19 , 33
185-6517,	9	185-6562,	15	185-6665,	29 , 33	185-6762,	50
185-6518,	9	185-6563,	15	185-6666,	29	185-6781,	29
185-6519,	9	185-6564,	15	185-6667,	29	185-6785,	35 , 36
185-6520,	9	185-6565,	15	185-6671,	34	185-6786,	35 , 36
185-6521,	9	185-6566,	15	185-6672,	34	185-6816,	37
185-6522,	9	185-6567,	15	185-6673,	34	185-6820,	37
185-6523,	9	185-6568,	15	185-6674,	34	185-6845,	19
185-6524,	9	185-6569,	15	185-6677,	34 , 51	185-6853,	53 , 79
185-6525,	9	185-6570,	15	185-6681,	26 , 27	185-6854,	53 , 79
185-6526,	9	185-6571,	15	185-6682,	26 , 27	185-6856,	7
185-6529,	10	185-6572,	15	185-6683,	26 , 27	185-6857,	7
185-6530,	10	185-6573,	15	185-6685,	26	185-6863,	33 , 79
185-6531,	10	185-6574,	17	185-6686,	26	185-6864,	33
185-6532,	10	185-6575,	17	185-6687,	26 , 27	185-6867,	30
185-6533,	10	185-6577,	17	185-6688,	26 , 27	185-6868,	30 , 31
185-6534,	10	185-6579,	45 , 79	185-6689,	26 , 27	185-6869,	14 , 79
185-6535,	10	185-6580,	19 , 79	185-6690,	26	185-6871,	14
185-6536,	10	185-6584,	19	185-6691,	26 , 27	185-6873,	9
185-6537,	10	185-6585,	19	185-6692,	26	185-6875,	15
185-6538,	10	185-6586,	19	185-6693,	26 , 27	185-6876,	15
185-6540,	8	185-6588,	21	185-6694,	26 , 27	185-6877,	15
185-6541,	8	185-6589,	21	185-6695,	26 , 27	185-6878,	15
185-6542,	8	185-6593,	18	185-6699,	53	185-6879,	15
185-6543,	8	185-6598,	18	185-6700,	51	185-6880,	15
185-6544,	8	185-6599,	18	185-6701,	51 , 79	185-6881,	17
185-6545,	8 , 79	185-6600,	18	185-6707,	21	185-6882,	19 , 21
185-6546,	8	185-6601,	18	185-6721,	30	185-6884,	21
185-6547,	8	185-6602,	18	185-6739,	19	185-6885,	21
185-6548,	8	185-6603,	18 , 79	185-6740,	23 , 25	185-6886,	21
185-6549,	8	185-6604,	18	185-6741,	15	185-6887,	21
185-6550,	8	185-6605,	18	185-6742,	19	185-6888,	21
185-6551,	8	185-6612,	16	185-6743,	19	185-6889,	7
185-6552,	8	185-6614,	16	185-6745,	10	185-6891,	18
185-6553,	8	185-6615,	16	185-6746,	10	185-6894,	16 , 79

Numerical Index

<u>Part No.</u>	<u>Page</u>	<u>Part No.</u>	<u>Page</u>	<u>Part No.</u>	<u>Page</u>	<u>Part No.</u>	<u>Page</u>
185-6899,	23	185-7214,	50	185-7271,	35	193-0318,	29
185-6900,	25	185-7215,	50	185-7272,	35	193-0430-01,	49
185-6901,	25	185-7216,	33	185-7273,	35 , 36	193-0457-01,	29
185-6902,	25	185-7217,	11	185-7296,	13	193-0468,	53
185-6903,	25	185-7218,	11	185-7297,	29	201-3515-02,	63
185-6904,	25	185-7219,	11	185-7298,	29	201-3565-01,	63
185-6905,	25	185-7221,	11	185-7299,	34 , 79	201-3565-03,	63
185-6906,	25	185-7222,	11	185-7300,	26 , 27 , 79	205-0255,	63
185-6907,	25	185-7223,	7	185-7302,	7	211-0435-01,	63
185-6908,	25	185-7225,	36 , 37	185-7303,	22	220-4413-02,	63
185-6909,	25	185-7226,	36	185-7304,	22 , 79	220-4600-01,	63
185-6910,	25	185-7228,	37	185-7305,	14	220-4600-03,	63
185-6911,	25	185-7229,	37	185-7306,	14	232-2826,	63
185-6912,	25	185-7230,	12	185-7307,	14	234-0989,	63
185-6913,	25	185-7231,	12	185-7308,	10	300-4686-01,	53
185-6914,	25	185-7232,	12	185-7309,	10	300-5040,	29
185-6915,	25	185-7233,	12	185-7310,	10	300-5041,	29
185-6916,	25	185-7234,	12	185-7311,	10	300-5445-01,	75
185-6917,	25	185-7235,	12	185-7312,	8	300-5445-02,	75
185-6918,	25	185-7236,	12	185-7372,	7	300-5451-01,	74
185-6922,	29 , 79	185-7237,	13	185-7373,	22 , 79	300-5451-02,	74
185-6923,	26	185-7238,	13	185-7374,	22	300-5474,	68
185-6925,	53	185-7239,	13	185-7375,	22	300-5475,	67
185-6926,	51	185-7240,	13	185-7376,	8	300-5476-01,	68
185-6927,	51	185-7245,	7	185-7377,	18	300-5476-02,	68
185-6930,	17	185-7246,	50	185-7378,	18	300-5476-07,	68
185-6931,	17	185-7247,	50	185-7395,	27	300-5476-08,	68
185-6932,	17	185-7249,	8	185-7417,	7	300-5725-01,	72
185-6933,	35 , 36	185-7250,	11	185-7420,	7	300-5725-02,	72
185-6934,	35 , 36 , 79	185-7251,	21	185-7421,	50	300-5727-01,	73
185-7004,	23	185-7252,	18	185-7423,	33	300-5727-02,	73
185-7069,	33 , 51	185-7253,	18	185-7425,	16 , 33	302-1140,	69
185-7082,	23	185-7254,	18	185-7426,	31 , 32	302-2048,	69 , 73 , 75
185-7104,	11 , 12	185-7255,	18	185-7429,	8	302-2049,	75
185-7105,	11 , 13	185-7256,	16	185-7439,	27	302-2050,	75
185-7106,	23	185-7265,	23	185-7441,	27	302-2051-01,	70 , 74 , 75
185-7107,	23	185-7266,	23	185-6866,	7	302-2051-02,	70 , 74 , 75
185-7110,	53 , 53	185-7268,	23	191-2252,	13	302-2082,	75
185-7212,	7	185-7269,	35	191-2275-02,	11	302-2083,	75
185-7213,	50	185-7270,	35	193-0244,	49		

Numerical Index

<u>Part No.</u>	<u>Page</u>	<u>Part No.</u>	<u>Page</u>	<u>Part No.</u>	<u>Page</u>	<u>Part No.</u>	<u>Page</u>
302-2087,	70	320-1689-08,	67	327-1533,	65	338-4414-06,	68
302-2088,	70	320-1689-09,	67	332-0142,	58	350-1238,	38
304-0796,	38	320-1689-10,	67	332-1554,	58	402-0681-01,	57
304-0831-03,	38	320-1689-12,	67	332-2112,	58	402-0728-00,	55
304-0835-03,	70 , 75	320-1689-16,	67	332-2112-01,	58	402-0728-02,	55
304-0835-04,	75	320-1689-18,	67	332-2370,	67	403-4168-04,	55
306-5006-01,	42	320-1836-02,	67	332-2890,	72 , 73 , 74 , 75	403-4284-04,	22
306-5006-02,	42	320-1836-03,	67	332-3408,	58	403-4406-03,	55
307-1617,	54	320-1836-04,	67 , 67	332-3750,	67	403-4406-04,	55
307-2656,	54	320-1836-05,	67	332-3771,	58	405-4445-03,	62
307-2767,	68	320-1836-06,	67	333-0662-02,	54	405-6340,	60
307-2819,	68	320-1836-07,	67	333-0665-01,	54	405-6491-03,	57
308-0269,	78	320-1836-08,	67	333-0718,	7	405-6492-03,	58
308-0270,	78	320-1862-01,	69	333-0719,	7	405-6513-03,	62
308-1019,	71 , 72 , 73 , 74 , 75	320-1891-01,	67	337-0081,	51	405-6515-03,	62
308-1101,	69 , 72 , 73 , 74 , 75	320-1891-03,	67	337-2795,	67	405-6516-02,	55
308-1102,	69 , 72 , 73 , 74 , 75	320-1891-05,	67	337-3466-01,	54	405-6517-03,	59
309-0295-01,	53	320-1891-06,	67	337-3507,	51	405-6518-02,	55
309-0667,	45	320-1891-09,	67	337-3508,	67	405-6519-03,	61
319-3254-02,	75	323-1491,	77	338-3098,	77	405-6520-03,	57
319-4368-06,	69	323-1492,	70 , 72 , 73 , 74 , 75 , 77	338-3167,	77	405-6521-03,	62
319-4370-03,	67	323-1541,	73 , 74 , 75 , 77	338-3168,	77	405-6522-03,	65
319-4401,	74	323-1542,	71 , 77	338-3169,	77	405-6523-03,	62
319-4404,	67	323-1543,	72 , 73 , 74 , 75 , 77	338-3169-01,	77	405-6524-03,	60
319-4467-01,	70	323-1544,	71 , 77	338-3169-02,	77	405-6682,	57
319-4467-02,	69	323-1546,	70	338-3169-03,	77	405-6683,	58
319-4996,	72	323-1548,	70	338-3577,	58	405-6684,	57
319-4998,	73	323-1563,	68 , 71	338-3988,	72	405-6685,	57
319-5503-03,	67	323-1582-05,	71	338-3989,	75	405-6686,	57
319-5576-01,	67	323-1582-07,	71	338-3990,	73 , 74	405-6687,	61
319-5576-02,	67	323-1583,	71	338-4010,	70	405-6688,	60
319-5835-01,	75	323-1583,	71	338-4016,	77	405-6689,	57
319-5835-02,	75	323-1591,	71 , 72 , 73 , 74 , 77	338-4017,	77	405-6700,	62
320-1582-06,	71	323-1708,	71	338-4159,	54	405-6709,	60
320-1689-04,	67	323-1765,	71	338-4200-02,	54	405-6797,	61
320-1689-05,	67	323-1791,	71	338-4213-01,	68	405-6811,	62
320-1689-06,	67	323-1792,	71	338-4213-02,	68	405-6956,	60
320-1689-07,	67	327-1268,	77	338-4396,	71	405-6957,	61
				338-4414-05,	68	405-6958,	62
						405-6960,	62

Numerical Index

<u>Part No.</u>	<u>Page</u>	<u>Part No.</u>	<u>Page</u>	<u>Part No.</u>	<u>Page</u>	<u>Part No.</u>	<u>Page</u>
405-6961-01,	62	503-1141,	51	508-1126,	59	526-2100,	40
405-6961-02,	62	503-1142,	39 , 53	508-1152,	57	526-2120,	54
405-7430,	57	503-1320,	53	508-1253,	10	526-2291,	51
406-0958,	61	503-1353,	53	509-0094,	63 , 79	541-0583,	68
406-1032,	62	503-1527,	53	509-0351,	43	541-0584,	68
417-0223,	79	503-1692,	48	509-0428,	50	541-0588,	60
501-0578,	40	503-1963-04,	53	509-0440,	34	541-0590,	56
501-0624,	49	503-1963-05,	53	510-0112,	63	541-0823,	54
501-0672-01,	38	503-2046,	53	510-0163,	15	541-0824,	54
501-0672-04,	38	503-2070,	30	510-0223,	15	541-0863-01,	47
501-0709,	38	503-2087,	30	510-0224,	15	541-1206-01,	70
501-0710,	38	503-2089-02,	45	510-0225,	34	541-1206-02,	70
501-0712-01,	45	503-2195,	45	517-0136,	67	725-1027,	42
501-0712-02,	45	503-2196,	45	517-0138-04,	62	800-0026,	54
502-0003,	38	503-2197,	45	517-0138-07,	62	800-0309-10,	69
502-0020-01,	38	503-2202-01,	51	517-0138-09,	62	800-0310-01,	67
502-0028,	38	503-2207,	45	518-0515,	38	800-0317,	43
502-0029,	38	503-2230,	45	518-0548-05,	45	800-0573,	55
502-0029-06,	53	503-2249,	53	518-0548-42,	55	800-2054,	63
502-0041,	38	503-2309,	47	520-1002-06,	63	800-2059,	40
502-0054,	40	503-2352,	47	520-1004-02,	63	800-2087,	40
502-0055,	38	503-2708,	31 , 32	526-0003,	53	800-3017-02,	56
502-0065,	38	503-2709,	31 , 32	526-0030,	55	800-3017-18,	22 , 67
502-0153,	40 , 41 , 53	504-0223,	47	526-0052,	58 , 67	800-3017-19,	38 , 45
502-0263,	49	505-0395,	49	526-0054,	58	800-3017-21,	53
502-0820,	53	505-1485,	38	526-0063,	42	800-3017-22,	45
502-0941,	38	505-1489,	38	526-0325,	55	800-3024,	65
502-1123,	49	505-1490,	38	526-0399-05,	69	800-3025,	54
502-1162,	38	505-2318,	50	526-0399-11,	63	800-3030,	38 , 55
502-1180,	49	505-2319,	33	526-0399-13,	67	800-3042,	51
502-1245,	38	506-0033,	18	526-0399-41,	63	800-6033,	62 , 65
502-1354,	45	506-0034,	18	526-0399-42,	63	800-6062,	67
502-1425-02,	47	507-0011,	15	526-0399-58,	54	800-6368,	34
502-1463,	47	508-0021,	62	526-0399-60,	22	800-6369,	50
503-0976,	30	508-0115,	53 , 58	526-0399-62,	55	800-6370,	50
503-0977,	47	508-0183,	63	526-0406,	38	802-2544,	7
503-1136,	45	508-0210,	43	526-0409,	70 , 74 , 75	808-0023,	75
503-1137,	45 , 53	508-1102,	47 , 58	526-2050,	51 , 65	810-0155,	51 , 58 , 67
503-1138,	51	508-1105,	67	526-2081,	58	813-0112,	38
503-1139,	39	508-1105-01,	67	526-2083,	58	815-0181,	63

Numerical Index

<u>Part No.</u>	<u>Page</u>	<u>Part No.</u>	<u>Page</u>	<u>Part No.</u>	<u>Page</u>	<u>Part No.</u>	<u>Page</u>
815-0194,	11	862-0015,	58				
815-0550-01,	67	862-0026-07,	63				
815-0843,	63	862-0026-30,	54				
815-0862,	53	862-0026-54,	43 , 54 , 55				
815-0910,	72 , 73 , 74	862-0026-55,	38 , 45				
815-0916,	53	870-0131,	69 , 70				
815-0917-04,	63	870-0131-01,	54 , 63				
818-0231-01,	55 , 57 , 60 , 62	870-0550-09,	55				
818-1150-03,	68	870-2228,	67				
821-0009,	67	871-0016,	51 , 58 , 67				
821-6001-03,	51 , 68	895-0381,	59				
821-6002-02,	38 , 43 , 51 , 56	895-0395,	61				
821-6003-01,	55	895-0402,	57				
821-6006-01,	55 , 57 , 58 , 59 , 60 , 62 , 65 , 67						
850-0114-51,	70 , 74 , 75						
850-0114-53,	43 , 54 , 55 , 56						
850-0114-54,	45 , 53						
850-0114-55,	38						
850-2008,	40						
850-2056,	62						
850-2058,	67						
853-0013,	63						
853-0016,	54 , 67						
853-2006,	58 , 62 , 65						
853-2010,	54						
856-0002,	51						
856-0003,	38 , 51 , 69 , 70						
856-0006,	51 , 58 , 67						
856-0008,	67						
856-0012,	40						
860-2007,	58						
860-2025,	70 , 74 , 75						
860-2036,	58						
860-2057,	62						
860-2058,	67						
860-2075,	17						