

Turbine Series - 791000FHV

FUEL

Specifications:

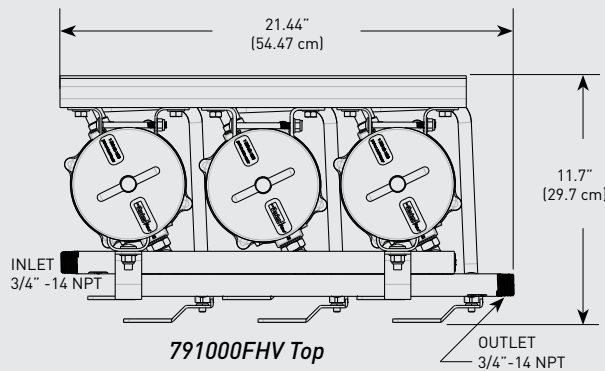
- Height: 21.32" (54.15 cm)
- Width: 21.44" (54.47 cm) with Bracket
- Depth: 11.7" (29.7 cm) with Bracket
- Weight: 52.0 lbs (24.0 kg)
- Ports: 3/4"-14 NPT
- Service Clearance (Top): 10.0" (25.4 cm)
- Vacuum Installation Recommended
- Maximum Pressure: 15 psi (1.03 bar)
- Max Flow Rate: 540 gph (2044 lph)

Create a Part Number

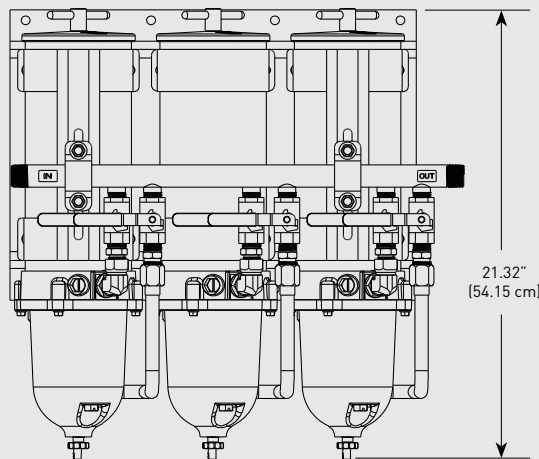
Assembly Type	Filter Model	Model Type	Heater Option	Filteration Rating
Triple Assembly - Valves 180/360/540 gph Flow Rate	Turbine Model 180 gph Flow Rate (X3)	Valves	24 volt **	2 micron 10 micron 30 micron
79	1000FH	V	324	2 10 30

** - Heater only available with 30 micron assemblies

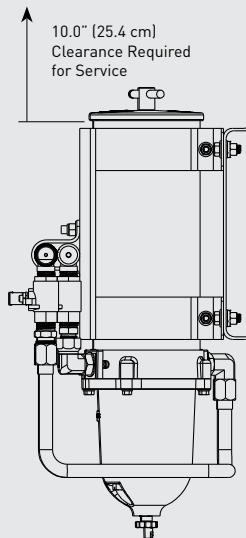
Dimensions:



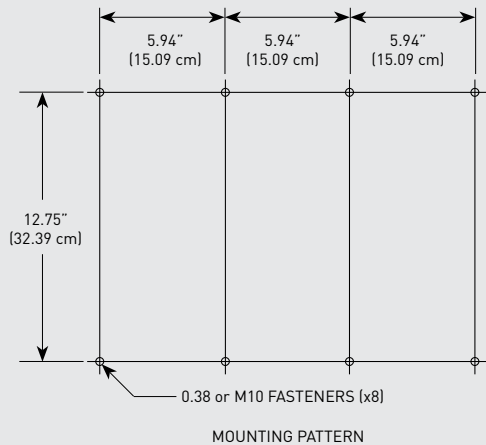
791000FHV Top



791000FHV Front



791000FHV Profile



ASSEMBLY	DESCRIPTION
791000FHV2	Triple Manifold 1000 Turbine Assy., 2 micron Filter
791000FHV10	Triple Manifold 1000 Turbine Assy., 10 micron Filter
791000FHV30	Triple Manifold 1000 Turbine Assy., 30 micron Filter
791000FHV32430	Triple Manifold 1000 Turbine Assy., 24V Heater, 30 micron Filter

RACOR®

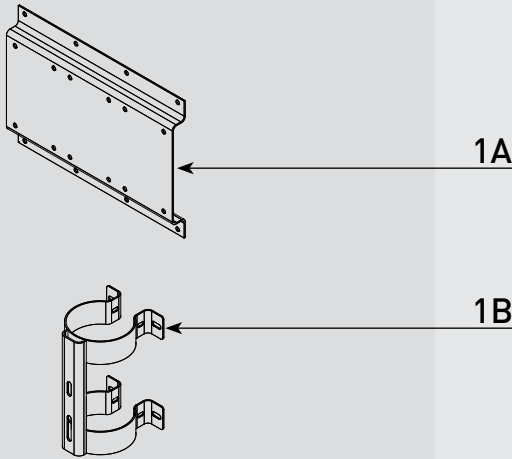
TRIPLE ASSEMBLIES



PARTS

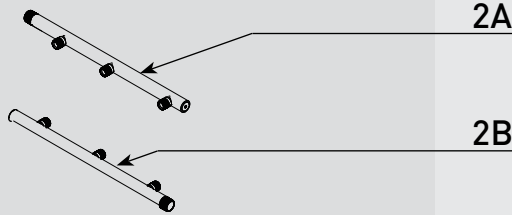
Turbine Series - 791000FHV

1




Part #	Description
1A	Mounting Bracket - <i>Contact Technical Support</i>
1B	Manifold Assembly Bracket - <i>Contact Technical Support</i>
2A	19460 Inlet Manifold Tube (3/4"-14 NPT) - (Tan)
2B	19461 Outlet Manifold Tube (3/4"-14 NPT) - (Tan)
3A	RK 11073 Ball Valve Assembly (uses 6)
4A	Manifold tube - <i>Contact Technical Support</i>
5A	11-1761 U-bracket (uses 2)
6A	Turbine Fuel Filter - 1000FH Series (Uses 3) See Cutsheet RSL0292 for available Parts and Accessories


2




3



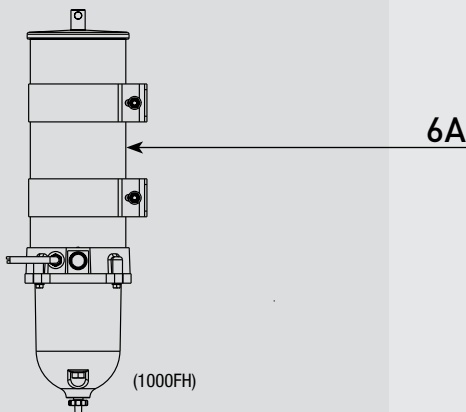
4



5



6



Accessories and Parts Available (Not Shown)

7A	RK 11-1952	Complete Seal Service Kit - 1000FH Series Filters (Requires 3)
	RK 11-1404	Complete Seal Service Kit - 1000 Series Filters For FG and Older Models (Requires 3)
7B	RK30880E	WIF Sensor and Light Kit - 1/2"-20 UNF *
	RK33802	WIF Probe Kit - 1/2"-20 UNF - Two Wire Pigtail * Water Detection Module Required - Use 7C
7C	RK 14329	Water Detection Module - 12 vdc
	RK 14321	Water Detection Module - 24 vdc
8A		Bowl Gasket - Included in 7A
8B	RK 11-1938	Bowl Kit - Includes 8A, 8C & 8D
8C	RK 20126	Bowl Plug (O-ring Included in 7A)
8D		Self-venting Drain (O-ring Included in 7A)
9A	2020N-02	1000FH Replacement Element 2 micron (uses 3)
	2020N-10	1000FH Replacement Element 10 micron (uses 3)
	2020N-30	1000FH Replacement Element 30 micron (uses 3)

* Note: If all 3 units are used simultaneously, one probe or sensor can be used. If units are used as backups, then a probe or sensor should be installed in each bowl. Multiple probes can be wired in parallel to a single detection module.

See **RSL0292**
For 1000FH Parts Breakdown



Online Link
Turbine Series Selector



Online Link
Turbine Series
Replacement Parts Selector